



Tooth & Nail



Newsletter of the St Tammany Woodworkers Guild February 2016



OFFICERS

President:

Bob Busfield
rabusfield@hotmail.com

Vice President:

Brian Harrell
bharr151@bellsouth.net

Secretary:

Patricia Robbert
pat_robber@yaho.com

Treasurer:

Wayne Thompson
bjwthompson@bellsouth.net

Wooden Boat Show

Coordinator:

Henry Simon
topsw@bellsouth.net

Librarian:

Jim Suarez
svpanoya@gmail.com

As I prepare this newsletter, and I see the anticipated few hours become many hours, I only appreciate more deeply how much Jerry Markowitz contributed to our organization. Sadly, Jerry passed away on January 2, 2016 at the young age of 61. For many years he prepared our newsletter as well as the newsletter for the Bayou Woodturners. This included taking photographs, organizing and labeling photographs, and laying out the newsletters. A native of New York, a graduate of the University of Kentucky, a resident of Bush, Louisiana, he believed in contributing to his community wherever he lived, and we have been among the beneficiaries. Jerry was still working as an exploration geologist for Chevron Oil. I asked him about his work once and noted the joy in his face as he talked about it. I have chosen this picture of Jerry and his wife Lila Salvatore because it shows that joy and that is the way I want to remember him.




We offer our sincere condolences to Jerry's wife, Lila.

This year we plan to add a new section to our newsletter highlighting one of our fellow woodworkers each month. Hopefully you will enjoy these mini-biographies as we all get to know a little more about our fellow guild members. To start, we thought we would feature those current members who have been with the guild from the beginning. This month we feature Walter Babst with a biography written by Bob Busfield.

Another new section we are planning is an editor's pick highlighting woodworking resources. I will start it off this month, but I hope to receive suggestions from many of you.

Since there was no January newsletter, I will include some photos from our Xmas party and from the December meeting at



NEXT MEETING

Tuesday
February 23, 2016
7:00 PM
Video demonstration:
Table saw maintenance

St. Joseph Abbey
75476 River Rd
Covington, LA 70457

Directions from Covington:

Take US-190 W for 7.6 mi.
Continue onto LA 25 north for 1.9 mi.
Turn right onto River Rd for 0.7 mi.
The Abbey entrance will be on the left.
Cross the single-lane bridge to enter the Abbey.
Turn right, go past the church, turn left.
Woodshop is in the second block on left.


which Brian Harrell conducted a workshop in which participants who braved the threatening weather that night constructed button stools. During our January meeting, Brian gave us an informative demonstration of the construction of cabinets using a Kreg K5 pocket-hole jig.


Wayne Thompson presented the treasurer's report for the 2015 year. We began 2015 with \$2891.04, brought in income of \$3249.71, paid out expenses of \$2938.32, and ended the year with \$3202.53. The members elected to make a donation to the American Association of Woodturners in honor of Jerry Markowitz. Wayne also began collecting dues of \$25 for 2016.

Our February meeting will be on the fourth Tuesday, Feb. 23, at 7:00 pm at St. Joseph Abbey Woodshop. There will be a video demonstration on table saw maintenance. See you there.

-Pat

THE CHRISTMAS PARTY





MISSION

The Guild is an organization founded in 1991 by local woodworkers for the purpose of education and inspiration in the art of woodcraft. The Guild is open to anyone who has an interest in woodworking at any skill level. Most members live in St. Tammany Parish but some come from Washinton Parish and Orleans Parish. Meetings are on the fourth Tuesday of each month at 7:00 PM except July when there is no meeting and November and December when the meetings are on the third Tuesday.

No matter what your level of experience is in the field of woodworking or where your interests lie, e.g., woodturning, flatwork, or carving, the Guild is there for your enjoyment and fellowship. Regardless of how many tools you own, whether you have a shop or not, come and see what the Guild is all about.


DECEMBER MEETING

Brain Harrell gave a workshop on making a button stool. Jim Suarez gets a lesson on tool positioning at the lathe.



Tooth & Nail





EDITOR'S PICK

"SketchUp: A Design Guide for Woodworkers," by Joe Zeh, Popular Woodworking Books: 2015, \$29.99. Of the SketchUp manuals I've used, this is my favorite. Joe has a clear and logical teaching style. Early on he explains and has the reader practice using the COMPONENT, LAYER, GROUP, and ENTITY INFO features to manage the work flow and I find that this is key to a successful experience with SketchUp.

Three of the editors from Fine Woodworking are doing a podcast every two weeks which is informative as well as quite fun. All of the previous "Shop Talk Live" podcasts are available for listening at: www.finewoodworking.com.

While you are at the Fine Woodworking website, don't forget to enter the 40th anniversary giveaways.

WALTER BABST

Walter is a local guy, having gone to Jesuit High School, college at Notre Dame, and finally, getting his law degree from Tulane University. But growing up he was always around his dad's plumbing supply business and helping out from time to time. He was always fascinated by the skilled trades' workers and how they worked with their hands and tools to make what was necessary. He was also fascinated with how things worked, which ultimately lead him to his first career as a product liability defense trial lawyer.



Twenty five years ago, there was an ad in a local newspaper for anyone interested in joining a woodworking club. Walter remembers the first meeting where 30 to 40 people showed up, and that was the beginning of the St. Tammany Woodworkers' Guild. It was formed by Dennis Hinds who taught woodworking at Delgado Community College and Walter was the first secretary of the club.


With a busy career and family, Walter had little time to do much with his woodworking. But he was always impressed with the talents, skills and wonderful items made by the members in the Guild. He recalls Ray Craft, an original member, bringing a jewelry box made from Purple Heart wood to a meeting. "I had never seen such wood before!" "Another charter member presented progress reports at several meetings as he worked his way through the construction of an oak roll-top desk, all from scratch. Wow!!"

When asked about his own skills Walter replied "RCWB" (Rough Carpenter Wood Butcher). "When I retire, I'm going to really get into it" says Walter but here he is at 71 and still working in his third career as a real estate agent for Gardner Realtors. Several Habitat for Humanity projects also were and are of great help to him in real estate; "there is nothing like putting a house together to understand what's behind all those walls."

Walter remembers many a meeting at Dick Gahn's shop in Covington. Dick was 'the godfather' of the club performing many demonstrations on his lathe. "I can still see the inside-out candlestick Dick turned one night at a meeting". Walter has tried some turning himself by taking a class with the North Carolina Woodturners Guild in the Highlands of NC where he and Bebe have a vacation home. He also bought Dick's lathe in preparation for the day when he has more time on his hands.

One thing is for certain, Walter has always participated at the Wooden Boat Festival. "I've been at just about every festival and enjoy the looks on children's faces as they create their own unique boats. We've come a long way with the Kid's Boat Shop. It's also great to hear from current parents about their recollections of when they themselves were youthful customers at the wooden boat tent."

-Bob



JANUARY MEETING

LENDING LIBRARY

Please contact our librarian by email to request a book or DVD. Jim will bring it to you at the next meeting. Some of the titles follow.

Building Fine Furniture,
David Thiel's Power Tool Maintenance,
The Table Saw Book,
The Art of Wood Inlay,
Pyrography Workbook,
Learn to Turn,
Band Saw Fundamentals,
Small Furniture,
Table Saw Techniques,
Working in Wood,
Scrollsaw Techniques,
Woodturning for Cabinetmakers,
Precision Trim Cabinetry,
Complete Manual of Woodworking,
Classic Toys in Wood,
110 Easy Projects,
Blizzard's Book of Woodworking,
Bandsaw Boxes,
Bookcases,
Multi-center Woodturning,
Best Jigs and Fixtures,
Birdhouses,
Outdoor Projects,
American Lighthouses.



Monty Hall turned three bowls - all *objets d'art*.



Tooth & Nail




Aaron Mahnke built a burial flag display case in honor of a family member. He also made a pair of mallets.



Steve Hart is organizing his workshop with one cabinet that holds sandpaper and sanders and another that holds drills and drill bits.





JANUARY MEETING

LENDING LIBRARY

DVD Collection:
Cabinet Making,
Mastering Your
Bandsaw,
Carving Techniques,
Wood Finishing,
Hand Applied Finishes,
Biscuit Joinery-
Bookcase,
Basic Box Making,
Bowl Turning,
Veneering,
Hand Planing and
Sharpening.



Brian Harrell gave a demonstration on building cabinets using a Kreg K5 pocket-hole jig.



Brian Harrell made a music box from one of his Shaker boxes.



Henry Simon came upon a vintage jack plane.



Pat Robbert tried her hand at a mitered picture frame with splines and string inlay. She salvaged a garage sale lamp by building a heavy base.

