


Tooth & Nail



Newsletter of the St Tammany Woodworkers Guild June 2016



OFFICERS

President:

Bob Busfield
rabusfield@hotmail.com

Vice President:

Brian Harrell
bharr151@bellsouth.net

Secretary:

Patricia Robbert
pat_robber@yadoo.com

Treasurer:

Wayne Thompson
bjwthompson@bellsouth.net

Wooden Boat Show Coordinator:

Henry Simon
topsw@bellsouth.net

Librarian:

Jim Suarez
svpanoya@gmail.com

The May meeting was held at Gerald Gibson's shop. We were able to see his completed conversion of a patio into an interior sitting room.

We are very pleased to learn that Tom Gustafson, with some help from Brian Harrell, has the guild's new website up and running. It looks very sharp. Do check it out at www.StTammanyWoodworkersGuild.com. If you have any comments or suggestions for the site, please let Tom know.

Bob Busfield passed around a flyer that can be distributed at public places such as shopping malls to advertise for new members. Bob also discussed the selection of plastic storage bins for the boat parts. Jim Suarez suggested a future demo on the various types of saw blades and proper cleaning methods. Bob reminded everyone that Acadian Cypress in Ponchatoula gives a 10% discount

to guild members and that stainless steel hardware is available at West Marine in Slidell or Mandeville as well as at Southern Carlson (formerly Lemoine's).

Jim Suarez is maintaining our lending library and will bring books and DVDs to a meeting upon your email request. A complete list of the library holdings can be found on our website. Jim's email address is svpanoya@gmail.com.


Our June meeting will be on the fourth Tuesday, June 28, at 7:00 pm at Brian Harrell's shop. The presentation will be on the use of the router. Brian has plenty of chairs so there is no need to bring one.

July is the month we take off, so the next meeting will be the fourth Tuesday in August, the 23rd.

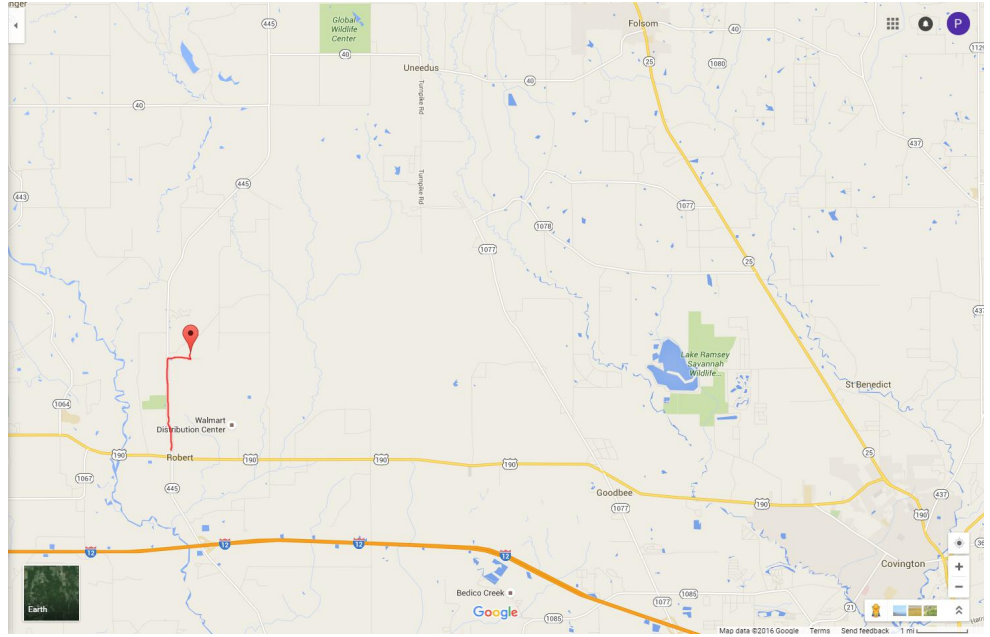
-Pat

Run, don't walk, to:

www.StTammanyWoodworkersGuild.com



MAP SHOWING BRIAN'S SHOP



NEXT MEETING

Tuesday
June 28, 2016
7:00 PM
Agenda:
The use of the router

Brian Harrell's Workshop
47087 Rivergate Dr
Robert, LA 70455

Brian has plenty of chairs.


Directions from Covington:
Take I-12 or US-190 west
to LA-445.
Go north on LA-445 to
Wittie Ln.
Go east on Wittie Ln to
Rivergate Dr.
Go north on Rivergate Dr.
to 47087 on the left.
Workshop is in the rear.

Remember: There is no
meeting in July. We'll
reconvene on the fourth
Tuesday in August, the
23rd.

MAY MEETING

This is the room Gerald
Gibson added to his home.





MISSION

The Guild is an organization founded in 1991 by local woodworkers for the purpose of education and inspiration in the art of woodcraft. The Guild is open to anyone who has an interest in woodworking at any skill level. Most members live in St. Tammany Parish but some come from Washinton Parish and Orleans Parish. Meetings are on the fourth Tuesday of each month at 7:00 PM except July when there is no meeting and November and December when the meetings are on the third Tuesday.

No matter what your level of experience is in the field of woodworking or where your interests lie, e.g., woodturning, flatwork, or carving, the Guild is there for your enjoyment and fellowship. Regardless of how many tools you own, whether you have a shop or not, come and see what the Guild is all about.


One of the challenges of the room addition was to merge roof lines.



Gerald Gibson recommends Helm's Acrylic Urethane Sealant and Elmer's Interior/Exterior Probond Professional Strength Wood Filler.



Exterior Hardi Board applications need a stainless steel nail such as Spot Nails SS Finishing Nails, available from Southern Carlson (formerly Lemoine's). Gerald likes the Bosch circular saw because it has the blade on the left side for visibility by a right-handed operator. A thin kerf blade for Hardi Board from Atoshi costs \$40 (don't use it on wood).



LENDING LIBRARY

Please contact our librarian by email to request a book or DVD. Jim will bring it to you at the next meeting. Some of the titles follow and a complete list is on the website.

Building Fine Furniture,
David Thiel's Power Tool Maintenance,
The Table Saw Book,
Art of Wood Inlay,
Pyrography Workbook,
Learn to Turn,
Band Saw Fundamentals,
Small Furniture,
Table Saw Techniques,
Working in Wood,
Scrollsaw Techniques,
Woodturning for Cabinetmakers,
Precision Trim Cabinetry,
Complete Manual of Woodworking,
Classic Toys in Wood,
110 Easy Projects,
Blizzard's Book of Woodworking,
Bandsaw Boxes,
Bookcases,
Multi-center Woodturning,
Best Jigs and Fixtures,
Birdhouses,
Outdoor Projects,
American Lighthouses.



Bob Busfield shows how to wrap dowels with painter's tape prior to cutting on a band saw or miter saw to avoid flying pieces.



Brian Harrell shows a jig for drilling the dowel holes in a bank of gun turrets. He glues in the dowels (guns) and then slices the individual turrets apart. He also talked about successfully using a DeWalt track saw to put a straight edge on slightly curved lumber.





Henry Simon and Jack Terry (left) show completed boats. Hey, I thought this was supposed to be fun for the kids.

Aaron Mahnke displays a circular plane that is for sale. See Bob Busfield if you are interested in this special item. Aaron recommends two YouTube sites: Dutch Horse and Shop Time by Peter Brown.



Pat Robbert shows a trammel she made to use with her trim router for making circles of any size. The hardware comes from www.redneckdiy.com. She also shows a picture frame she made out of pine with cherry miter keys. The chuck key handle she made a while back was just published in Fine WoodWorking #254 May/June 2016 under Methods of Work.