



Tooth & Nail



Newsletter of the St Tammany Woodworkers Guild August 2017



OFFICERS

President:
Bob Busfield
rabusfield@hotmail.com

Vice President:
Brian Harrell
bharr151@bellsouth.net

Secretary:
Patricia Robbert
pat_robberb@yahoo.com

Treasurer:
Wayne Thompson
bjwthompson@bellsouth.net

Wooden Boat Show
Coordinator:
Henry Simon
topsw@bellsouth.net

Librarian:
Jim Suarez
svpanoya@gmail.com

The June meeting was called to order on June 27, 2017 by Brian Harrell at the St. Joseph Abbey Woodshop. Welcome to our new member, Bill Klopff.

Remember, there is no meeting of STWG in July. We will reconvene on August 22, 2017 at the St. Joseph Abbey Woodshop.

Wayne Thompson gave a treasurer's report. He is making arrangements to hold our annual banquet at Vintage Court on Thursday, Dec. 7, 2017 at 6:30 pm. All members and a spouse or significant other are invited. There is a gift exchange that you might like to participate in, but it is optional. If you make a gift out of wood, you may take one home.


Joe Perret distributed the remaining packets of sails to volunteers who will sew their edges. We have wood available for making boat parts for the Wooden Boat Festival. Extra dowels (3/16", 1/4", and 1" sizes) are in our trailer at Carroll Miller's house. Spruce and cypress are preferred over pine for the boat parts, in order to keep the density low. Last year children made 1438 boats in the two days of the festival. Festival dates are Oct 13 and 14. Mark your calendar.

Following Show and Tell, Jeff Horchoff, gave a very interesting presentation on bee keeping. He showed different designs for bee hives and explained how he constructs them.

Pat



Jeff Horchoff shows a traditional beehive with ten frames in a box and a modified top bar hive with straight sides.



NEXT MEETING

Tuesday
August 22, 2017
7:00 PM

St. Joseph Abbey
75476 River Rd
Covington, LA 70457

Directions from
Covington:
Take US-190 W for 7.6 mi.
Continue onto LA 25 north
for 1.9 mi.
Turn right onto River Rd
for 0.7 mi.
The Abbey entrance will
be on the left.
Cross the single lane
bridge to enter the Abbey.
Turn right, go past the
church, turn left.
Woodshop is in the
second block on left.

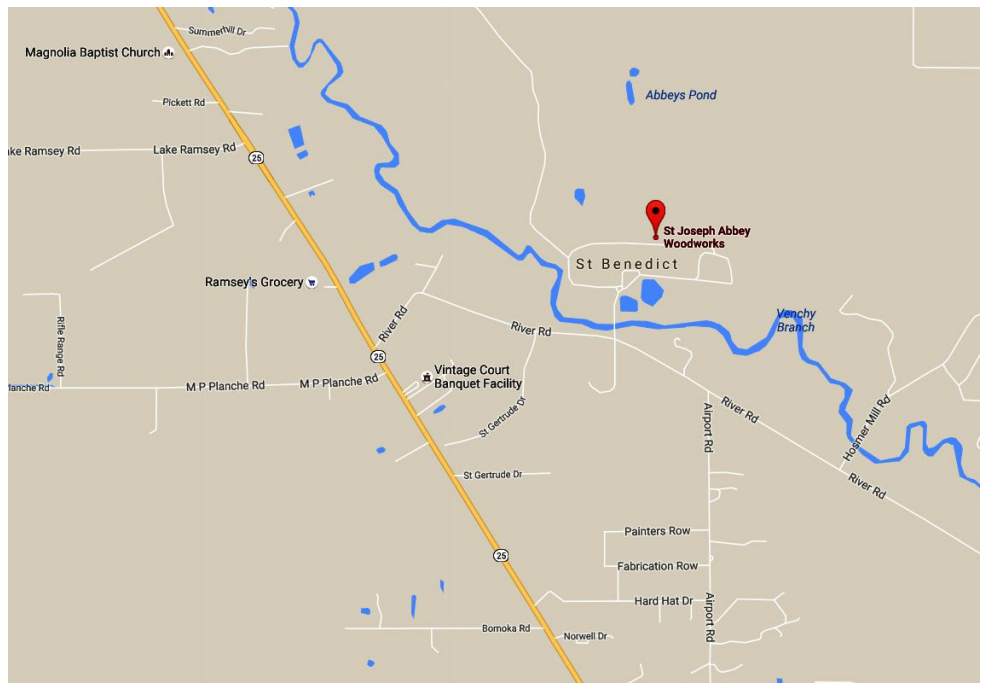
Presentation: Finishing
your projects

Bring folding chairs.



Jeff Horchoff explains that bees don't like light coming in between the frames. The closer fitting top bar hive keeps the bees calmer.

MAP TO ST JOSEPH ABBEY WOODSHOP



www.StTammanyWoodworkersGuild.com

Website Manager: Tom Gustafson, tom@gustafson.us



SHOW AND TELL


MISSION

The Guild is an organization founded in 1991 by local woodworkers for the purpose of education and inspiration in the art of woodcraft. The Guild is open to anyone who has an interest in woodworking at any skill level. Most members live in St. Tammany Parish but some come from Washington Parish and Orleans Parish. Meetings are on the fourth Tuesday of each month at 7:00 PM except July when there is no meeting, November when the meeting is on the third Tuesday, and December when the Banquet replaces the meeting.

No matter what your level of experience is in the field of woodworking or where your interests lie, e.g., woodturning, flatwork, or carving, the Guild is there for your enjoyment and fellowship. Regardless of how many tools you own, whether you have a shop or not, come and see what the Guild is all about.



Brian Harrell made a holder for his wife's quilting rulers.



Brian also made a walking cane using a hammer head for the handle. The user can walk along or tap in some baseboard nails.





WOOD FOR THOUGHT

Submitted by Wayne Thompson from Wood & Wood Products (1896-1996 Centennial)

In 1912, the lumber cut in the United States reached an all-time high of 45 billion board feet.

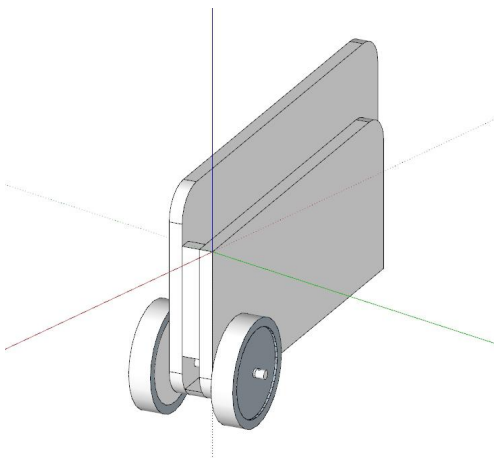
In 1943, the volume of new wood created by one year's growth of the trees in commercially operated American forests is equivalent to a flooring 1 inch thick, 10 feet wide, and extending 238,857 miles - from the earth to the moon.




Pat Robbert made a picture frame out of sapelle with maple miter keys. The simple jig she used for cutting the miter slots is clamped to a crosscut sled.



Pat also designed and built a handtruck for plywood. The handtruck is simple and inexpensive, but great for moving a sheet of plywood from one place to another.





PRESENTATION ON BEE KEEPING

LENDING LIBRARY

Please contact our librarian by email to request a book or DVD. Jim will bring the book or DVD to you at the next meeting. A complete list of titles is available on the website.

Librarian:
Jim Suarez
svpanoya@gmail.com

Website:
www.StTammanyWoodworkersGuild.com



Jeff Horchoff said he is often called to extract bees from floor joist spaces.



The entrance to a hive can be very small, e.g., a one-inch diameter hole or a two inch by one-half inch slot. The small opening makes it easier for the bees to defend their home.



Jeff Horchoff shows how he uses a Festool Domino to make the top bar and sides for the top bar hive.

