



Tooth & Nail



Newsletter of the St Tammany Woodworkers Guild Jan 2017



OFFICERS

President:
Bob Busfield
rabusfield@hotmail.com

Vice President:
Brian Harrell
bharr151@bellsouth.net

Secretary:
Patricia Robbert
pat_robber@yadoo.com

Treasurer:
Wayne Thompson
bjwthompson@bellsouth.net

Wooden Boat Show
Coordinator:
Henry Simon
topsw@bellsouth.net

Librarian:
Jim Suarez
svpanoya@gmail.com

The November meeting was called to order on Nov. 15, 2016 by Bob Busfield at the St. Joseph Abbey. Welcome to visitors, John Weldon and John Fisher.

Members were reminded about the guild's annual banquet on Thursday, Dec. 8, 2016 from 6:30 to 9:30 pm at the Vintage Court on LA Hwy 25.

Bob Busfield reported that he purchased a 43 inch Sharp television to use for showing our videos.

The election of officers for the new year will take place at the January meeting. Membership dues of \$25 are due in January, too.

Members were reminded about the appreciation party for volunteers at the Madisonville Boat Festival on Friday, Nov. 18, 2016 from 7 to 10 pm at the Lake Pontchartrain Basin Maritime Museum.


Questions about woodworking included a discussion of when to use a thickness planer vs a drum sander and how to repair a bowed plywood and formica door.

We viewed a video by Alex Snodgrass from Carter Co. He claimed, unlike some other experts,

that the deepest part of the blade gullet should be centered on the wheel. He said to set the tension before you adjust the guides. He tested for tension by tapping, not pushing, the blade with one finger and getting 1/8" deflection at most. He said to leave the wheel angle set the way it came from the factory, and that this would not be coplanar with the lower wheel. If the angle has been changed, he said you should call the manufacturer for advice on resetting it. He said the side guides should start 1/16" behind the deepest part of the gullet, and the thrust bearings should be positioned 1/16" behind or as close to the back of the blade as possible so that the blade does not turn or touch the bearing when the upper wheel is turned manually. Drift should be corrected because it is due to either the blade not being on the wheel properly or the thrust bearing being too close to the blade. He recommends removing the table to make blade changes. He also recommends buying the Carter Products replacement blade guides for narrow blades.

I have received a request that members who received exchange gifts at the banquet bring them to the January meeting for Show and Tell. Great idea!

-Pat



MAP TO ST JOSEPH ABBEY WOODSHOP

NEXT MEETING

Tuesday
Jan 24, 2017
7:00 PM

St. Joseph Abbey
75476 River Rd
Covington, LA 70457

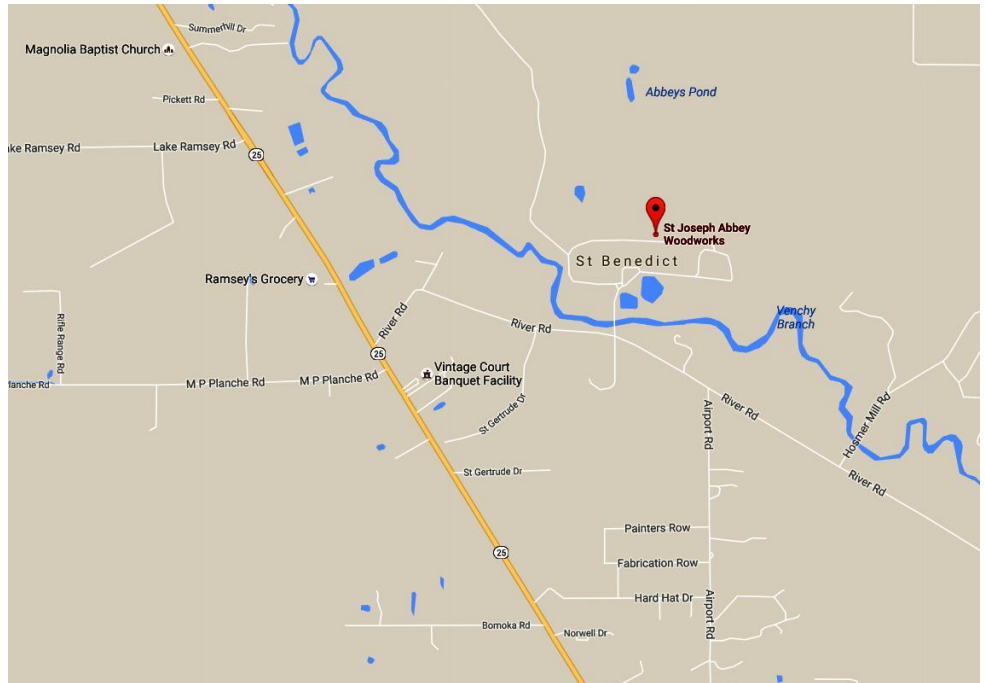
Directions from
Covington:
Take US-190 W for 7.6 mi.
Continue onto LA 25 north
for 1.9 mi.
Turn right onto River Rd
for 0.7 mi.
The Abbey entrance will
be on the left.
Cross the single lane
bridge to enter the Abbey.
Turn right, go past the
church, turn left.
Woodshop is in the
second block on left.

Demo by Joe Perret on
grinding wheels.

Bring folding chairs.

Bring exchange gifts from
the banquet.

Bring \$25 annual dues.



The November meeting was at the St. Joseph Abbey Woodshop.

www.StTammanyWoodworkersGuild.com

Website Manager: Tom Gustafson, tom@gustafson.us



NOVEMBER MEETING, SHOW & TELL

MISSION

The Guild is an organization founded in 1991 by local woodworkers for the purpose of education and inspiration in the art of woodcraft. The Guild is open to anyone who has an interest in woodworking at any skill level. Most members live in St. Tammany Parish but some come from Washinton Parish and Orleans Parish. Meetings are on the fourth Tuesday of each month at 7:00 PM except July when there is no meeting, November when the meeting is on the third Tuesday, and December when the Banquet replaces the meeting.

No matter what your level of experience is in the field of woodworking or where your interests lie, e.g., woodturning, flatwork, or carving, the Guild is there for your enjoyment and fellowship. Regardless of how many tools you own, whether you have a shop or not, come and see what the Guild is all about.



Bob Busfield (left) conducts the meeting and shows our new flat screen television.


Aaron Mahnke (right) shows a Harry Potter wand that he and his dad made for his nine-year old son.



Pat Robbert (left) shows a bandsaw jig with roller bearings for cutting thin short pieces.

Joe Perret (right) shows a bowl he made during a workshop with Jimmy Clewes. They learned techniques for color effects and refined knots with coffee grounds and CA glue.

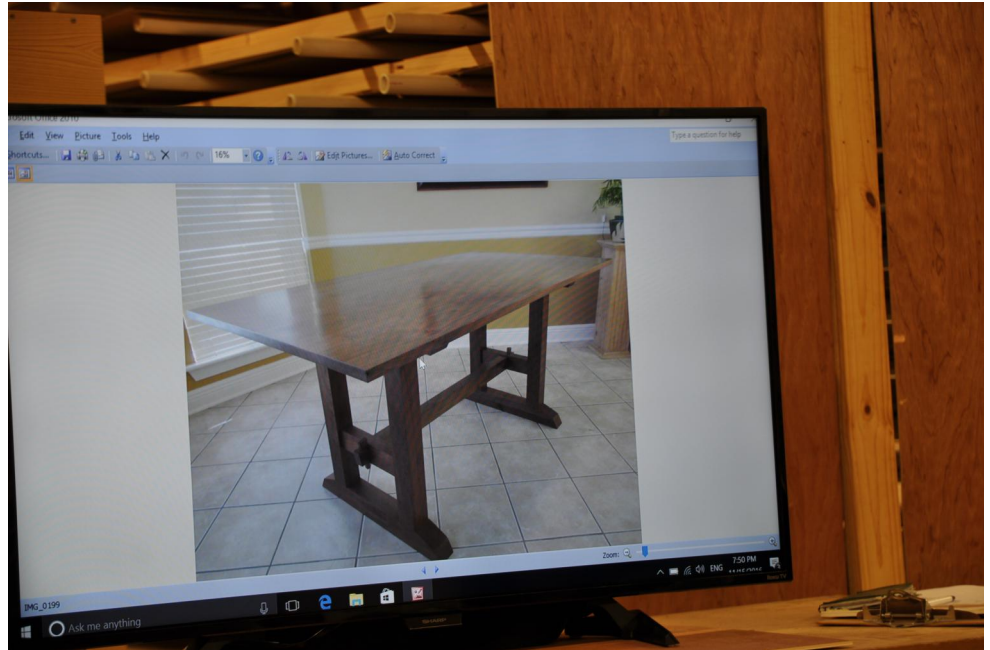





WOOD FOR THOUGHT


Submitted by Wayne Thompson from Wood & Wood Products (1896-1996 Centennial) April 1, 2009

Based on recent census data (as of 2009), 208 establishments in the United States are engaged in the manufacture of athletic and sporting goods. Wood is, by all odds, the leading material employed in the production of sporting goods and athletic equipment. In 1933, a survey of the multiplicity of plants engaged in wooden sporting goods disclosed that some 26,000,000 feet of 35 different varieties of wood were consumed each year for such purposes in the U.S. More than 3,000,000 feet of ash was used, most for conversion into baseball bats.



Henry Simon built this large walnut table. To allow movement of the top, the top is secured with brass inserts and 1/4" bolts in elongated countersunk holes in the stretcher and end rails.





ANNUAL BANQUET & GIFT EXCHANGE



Jim and Leta Suarez



John Laurencis, Clark Gristina and Ann Albin



Dale and Sharon Mahnke and grandson, DJ




Sandy Terry, Eileen and John Laurencis



Jayne Harrell, Cody Chenervert and Jason Thompson, Carroll Miller



Aaron and Trish Mahnke and son, AJ



Carroll Miller, Brian Harrell



Walter and Bebe Babst, Ki Hummel



Joe and Dianna Perret




Bob and Beth Simon



Jim Suarez (standing), Wayne Thompson, Henry and Lornell Simon



Ed and Linda Beshoner, Barbara and Wayne Thompson



Linda and Bob Busfield




Monty and Carolyn Hall, Tom Gustafson



Stan Goldberg and Pat Robbert



Joe Perret receives a vase made by Aaron Mahnke out of magnolia.



Henry Simon receives a bowl made by Brian Harrell out of ambrosia maple .



John Laurencis receives a mahogany box made by Henry Simon.



Bob Busfield at work as MC.




Dale Mahnke receives a recipe box made by Joe Perret .



Aaron Mahnke receives a bolt action pen made by John Laurencis.



Monty Hall receives a wooden puzzle made by Wayne Thompson .



Wayne Thompson receives a plate made by Monty Hall.



Brian Harrell receives a cherry mallet made by Dale Mahnke.

