


# Tooth & Nail



Newsletter of the St Tammany Woodworkers Guild June 2017



## OFFICERS

President:  
Bob Busfield  
rabusfield@hotmail.com

Vice President:  
Brian Harrell  
bharr151@bellsouth.net

Secretary:  
Patricia Robbert  
pat\_robberb@yahoo.com

Treasurer:  
Wayne Thompson  
bjwthompson@bellsouth.net

Wooden Boat Show  
Coordinator:  
Henry Simon  
topsw@bellsouth.net

Librarian:  
Jim Suarez  
svpanoya@gmail.com

The May meeting was called to order on May 23, 2017 by Bob Busfield at the St. Joseph Abbey Woodshop. Welcome to our guest, Jim Haag.

Wayne Thompson will make arrangements to hold our annual banquet at Vintage Court on Thursday, Dec. 7, 2017. The cost will increase a little this year.

We have wood and dowels available for making boat parts for the Wooden Boat Festival. Festival dates are Oct 13 and 14. Mark your calendar. We have enough of the Surebonder 7/16" all temperature glue sticks left over from last year. Members need to bring a hot glue gun.

We will have packages of sails that need a couple of rows of stitching at the June meeting. All those who took boxes of 2x6 boat hulls home for cutting and shaping are reminded to return them as we expect to need all of them this year.

After Show and Tell we examined the various parts that can be made for the Wooden Boat Festival and discussed how to make them. We limit the number of sails to two per boat. Each member is encouraged to build a simple glue gun box to safely

hold the gun when not being used. The fear is that a child might touch the hot tip or the hot glue. An electric drill is useful, with 1/4" and 3/16" bits. This is used to drill holes for sail dowels, outriggers, and radar units.

Bob Busfield discussed safety to the woodworker when making small parts. Use zero clearance plates on table saws, band saws, and miter saws.


Cut dowels by wrapping up to fifty 3/16" dowels in blue painter's tape and then cut down to a 4" piece and discard or hand cut. The lengths of the dowels should be 1.5" for medium sized guns and 1" for small guns.

Dowels of 1" diameter make radar units, smoke stacks, winches, steering wheels, seats, and tables.

The drop off piece from a boat hull can be used for small boat parts. Scraps from the Abbey are also used. We need cabins. We ran short on shrimp boat cabins last year.

This will be our 26th year of boat building at the Wooden Boat Festival. We have never had a boat sink.

Bring a tray or shallow box, roughly 10" x 24", to collect parts into and



## NEXT MEETING

Tuesday  
June 27, 2017  
7:00 PM

St. Joseph Abbey  
75476 River Rd  
Covington, LA 70457

Directions from  
Covington:  
Take US-190 W for 7.6 mi.  
Continue onto LA 25 north  
for 1.9 mi.  
Turn right onto River Rd  
for 0.7 mi.  
The Abbey entrance will  
be on the left.  
Cross the single lane  
bridge to enter the Abbey.  
Turn right, go past the  
church, turn left.  
Woodshop is in the  
second block on left.

Presentation: Bee hives -  
construction and  
maintenance

Bring folding chairs.

have at your work table.

The boat building booth is open from 10am to 4pm. Plan to arrive earlier than 10am for the first shift. If you are not staying all day, a good time for providing relief is from 12:30 to 2pm. A hot lunch is served to volunteers.

Jack Terry described how he uses Abbey cutoffs and three different saws to make gun turrets. He rips on the table saw, makes angled cuts on the band saw, and chops individual pieces on a miter saw. He drills 3/16" holes or oversizes them by 1/64".

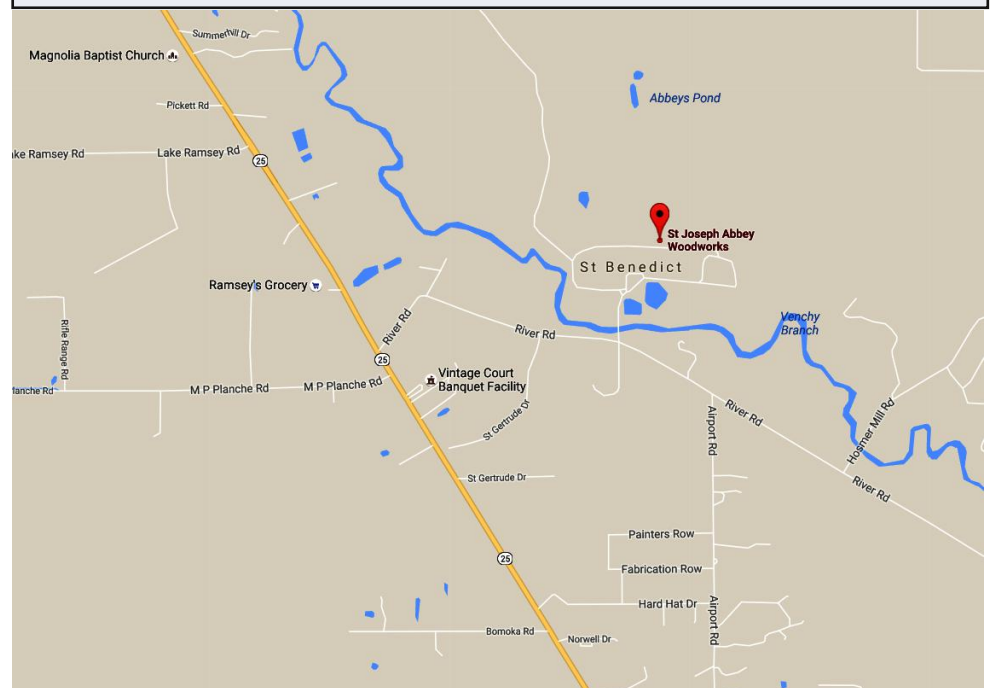
Brian Harrell also stressed safety in Pat

cutting small pieces. Keep fingers away from blades. Use wooden push sticks and tongs. Use a cross cut sled on both the table saw and a band saw.

John Fisher has called our attention to the Calvo Wood Carving School in Gloucester, Mass. They offer a wide array of courses that might appeal to someone interested in learning hand carving techniques. Their website is [www.davidcalvo.com](http://www.davidcalvo.com).


There is no meeting of STWG in July. Hope you'll be taking a vacation to cooler climes.

## MAP TO ST JOSEPH ABBEY WOODSHOP



[www.StTammanyWoodworkersGuild.com](http://www.StTammanyWoodworkersGuild.com)

Website Manager: Tom Gustafson, [tom@gustafson.us](mailto:tom@gustafson.us)



## MISSION

The Guild is an organization founded in 1991 by local woodworkers for the purpose of education and inspiration in the art of woodcraft. The Guild is open to anyone who has an interest in woodworking at any skill level. Most members live in St. Tammany Parish but some come from Washington Parish and Orleans Parish. Meetings are on the fourth Tuesday of each month at 7:00 PM except July when there is no meeting, November when the meeting is on the third Tuesday, and December when the Banquet replaces the meeting.

No matter what your level of experience is in the field of woodworking or where your interests lie, e.g., woodturning, flatwork, or carving, the Guild is there for your enjoyment and fellowship. Regardless of how many tools you own, whether you have a shop or not, come and see what the Guild is all about.

## SHOW AND TELL



Pat Robbert built a 3-D pantograph from plans by Matthias Wandel ([www.woodgears.ca](http://www.woodgears.ca)). She used the stylus to trace an enlarged template made of matte board while the Dremel cut the design out of sapelle.



Brian Harrell turned a bowl from a piece of cherry burl.







## PLANNING FOR THE WOODEN BOAT FESTIVAL


### WOOD FOR THOUGHT

Submitted by Wayne Thompson from Wood & Wood Products (1896-1996 Centennial)

The possibility of timber scarcity in America became a matter of concern as early as 1681, when William Penn decreed that as settlers cleared land, at least one acre in every five should remain in trees.







### LENDING LIBRARY

Please contact our librarian by email to request a book or DVD. Jim will bring the book or DVD to you at the next meeting. A complete list of titles is available on the website.

Librarian:  
Jim Suarez  
svpanoya@gmail.com

Website:  
www.StTammanyWoodworkersGuild.com

