


Tooth & Nail



Newsletter of the St Tammany Woodworkers Guild May 2017



OFFICERS

President:
Bob Busfield
rabusfield@hotmail.com

Vice President:
Brian Harrell
bharr151@bellsouth.net

Secretary:
Patricia Robbert
pat_robberb@yahoo.com

Treasurer:
Wayne Thompson
bjwthompson@bellsouth.net

Wooden Boat Show
Coordinator:
Henry Simon
topsww@bellsouth.net

Librarian:
Jim Suarez
svpanoya@gmail.com

The April meeting was called to order on April 25, 2017 by Bob Busfield at the St. Joseph Abbey Woodshop.

A great time was had by all who attended the annual BBQ hosted by Gerald Gibson at his camp. We were treated to appetizers of fried speckled trout and hushpuppies. Gerald landed a thirty-pound speck that morning. Delicious!

We have wood and dowels available for making boat parts for the Wooden Boat Festival. Festival dates are Oct 13 and 14. Mark your calendar. The program next month will deal with how to make boat parts.

We also have packages of sails that need a couple of rows of stitching. Please take one, sign the list, and sew with a matching color of thread.

Suggestions for field trips included the Angola Prison Rodeo Arts and Crafts (every Sunday in October), a plywood factory in Vicksburg, and the model boat exhibit in the Railroad Museum in Vicksburg.

Brian Harrell responded to an earlier question about filling the pores of red oak by bringing in a sample piece on which one half was filled with a


mixture of mahogany stain and sheetrock mud. He applied the fill and scraped it off using a 45 degree tool angle. Henry Simon has applied linseed oil and sanded the surface with 320 grit paper to produce a slurry. He lets the slurry dry and then sands again. Another option is to buy fillers at Acadian lumber. Jack Terry mentioned that some fillers are designed for use before finishing and others for afterwards.

Another question was a request for a recommendation for a moisture meter. The Ligno E/D by Lignomat was suggested.

A question about improving the performance of a drill press garnered several suggestions. One suggestion was to check the table for square with an L-shaped probe which is chucked into the bit and swung around to check for contact with the table surface in four different directions. Another was to tighten the three jaws of the chuck evenly. Run out from the spindle is noted to be at least part of the problem. This could be a machine defect.

After Show and Tell we watched a DVD from WWGOA on setting up a planer.

-Pat



NEXT MEETING

Tuesday
May 23, 2017
7:00 PM

St. Joseph Abbey
75476 River Rd
Covington, LA 70457

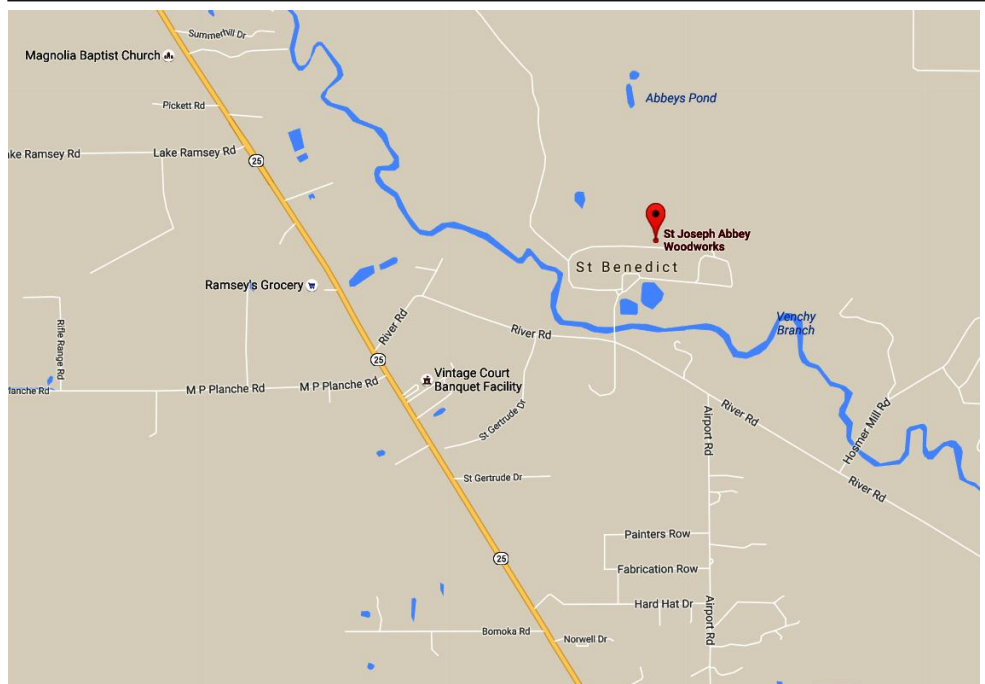
Directions from
Covington:
Take US-190 W for 7.6 mi.
Continue onto LA 25 north
for 1.9 mi.
Turn right onto River Rd
for 0.7 mi.
The Abbey entrance will
be on the left.
Cross the single lane
bridge to enter the Abbey.
Turn right, go past the
church, turn left.
Woodshop is in the
second block on left.

Presentation: Making
parts for the wooden boat
festival

Bring folding chairs.



MAP TO ST JOSEPH ABBEY WOODSHOP






SHOW AND TELL

MISSION

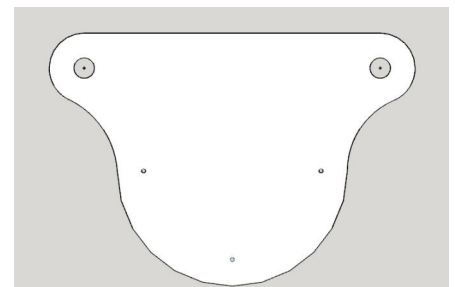
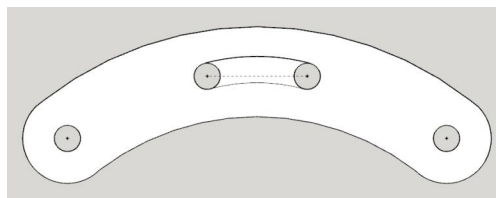
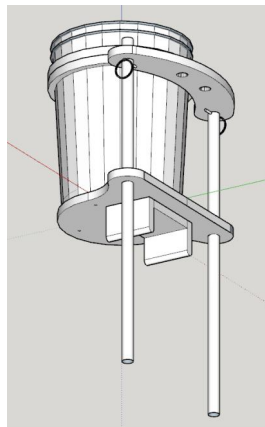
The Guild is an organization founded in 1991 by local woodworkers for the purpose of education and inspiration in the art of woodcraft. The Guild is open to anyone who has an interest in woodworking at any skill level. Most members live in St. Tammany Parish but some come from Washington Parish and Orleans Parish. Meetings are on the fourth Tuesday of each month at 7:00 PM except July when there is no meeting, November when the meeting is on the third Tuesday, and December when the Banquet replaces the meeting.


No matter what your level of experience is in the field of woodworking or where your interests lie, e.g., woodturning, flatwork, or carving, the Guild is there for your enjoyment and fellowship. Regardless of how many tools you own, whether you have a shop or not, come and see what the Guild is all about.



Our guest shows a cutting board he purchased at the Angola Prison Rodeo Arts and Crafts. (My apologies for not getting your name.)

Pat Robbert designed and built a platform for the Oneida Dust Deputy so that it can easily ride atop her shop vac. The templates were made from a screen shot of the SketchUp drawing using BigPrint, which is software available from Matthias Wandel (www.woodgears.ca).





WOOD FOR THOUGHT

Submitted by Wayne Thompson from Wood & Wood Products (1896-1996 Centennial)


The forest industries in America actually began about 500 years before Columbus rediscovered the continent. The Viking/Irish people who populated Iceland and Greenland made trips to the North American continent, probably to what is now Labrador, to cut timber.

THE ANNUAL BARBECUE



Gerald Gibson outdid himself this year as host of the annual barbecue. In addition to chicken and ribs and sausage, he served a speckled trout that he reeled in that morning. You had to see the photo to believe how big it was.





LENDING LIBRARY

Please contact our librarian by email to request a book or DVD. Jim will bring the book or DVD to you at the next meeting. A complete list of titles is available on the website.

Librarian:
Jim Suarez
svpanoya@gmail.com

Website:
www.StTammanyWoodworkersGuild.com



www.StTammanyWoodworkersGuild.com

Website Manager: Tom Gustafson, tom@gustafson.us