



Tooth & Nail



Newsletter of the St Tammany Woodworkers Guild

October 2017



OFFICERS

President:
Bob Busfield
rabusfield@hotmail.com

Vice President:
Brian Harrell
bharr151@bellsouth.net

Secretary:
Patricia Robbert
pat_robberb@yahoo.com

Treasurer:
Wayne Thompson
bjwthompson@bellsouth.net

Wooden Boat Show
Coordinator:
Henry Simon
topsw@bellsouth.net

Librarian:
Jim Suarez
svpanoya@gmail.com

The September meeting was called to order on September 26, 2017 by Bob Busfield at Brian Harrell's workshop. Welcome to our guest, Mike Killeen. He learned about the guild from our website.

The Wooden Boat Festival takes place on Saturday and Sunday, October 14 and 15. Set-up will be on Friday October 13, 2017 at 9 am. On Friday you can drive right up to the tent to unload and then move your car a block away. Be sure to park such that your car is completely off the street. Bring a hot glue gun (hi-temp) and safety box to set it in so that children won't accidentally touch the hot gun. We will provide the glue sticks. Bring a drill with 1/4" and 3/16" bits, a small hammer, a small saw and bench hook, #18 brads (3/4" or 1"), a stool if you think the folding chairs are too low for you. Lunch and drinks will be provided. If you would like to bring some snacks for the group, they would be welcome. A band saw will be provided.

Henry Simon passed around a sign-up sheet for volunteer times and fair tee shirt sizes.

We usually arrive to set up at 7 am on Saturday and Sunday and take care of vendor's kids. Officially, the line opens at 10 am and closes between 3 and 4 pm. We should have a few spare glue guns. This is the 26th year of our participation in the boat festival. We have some pre-made boats for babies in strollers.


Our annual banquet is at Vintage Court on Thursday, Dec. 7, 2017 from 6:30 to 9:30 pm. All members and a spouse or significant other are invited. Tickets are \$15 for an individual or \$30 for a couple. There is a gift exchange that you might like to participate in, but it is optional. If you make a gift out of wood, you may take one home.

Following Show and Tell, Brian Harrell gave us a demonstration on the use of a High Volume Low Pressure (HVLP) sprayer.

- Pat

www.StTammanyWoodworkersGuild.com

Website Manager: Tom Gustafson, tom@gustafson.us



MAP TO ST. JOSEPH ABBEY WOODSHOP

NEXT MEETING

Tuesday
October 24, 2017
7:00 PM

St. Josepy Abbey
Woodshop
75476 River Rd.
Covington, LA 70457

Directions from

Covington:

Take US-190 west to LA-25.

Take LA-25 north to River Rd.

Take River Rd east for 0.7 mi.

The entrance to the Abbey is on the left.

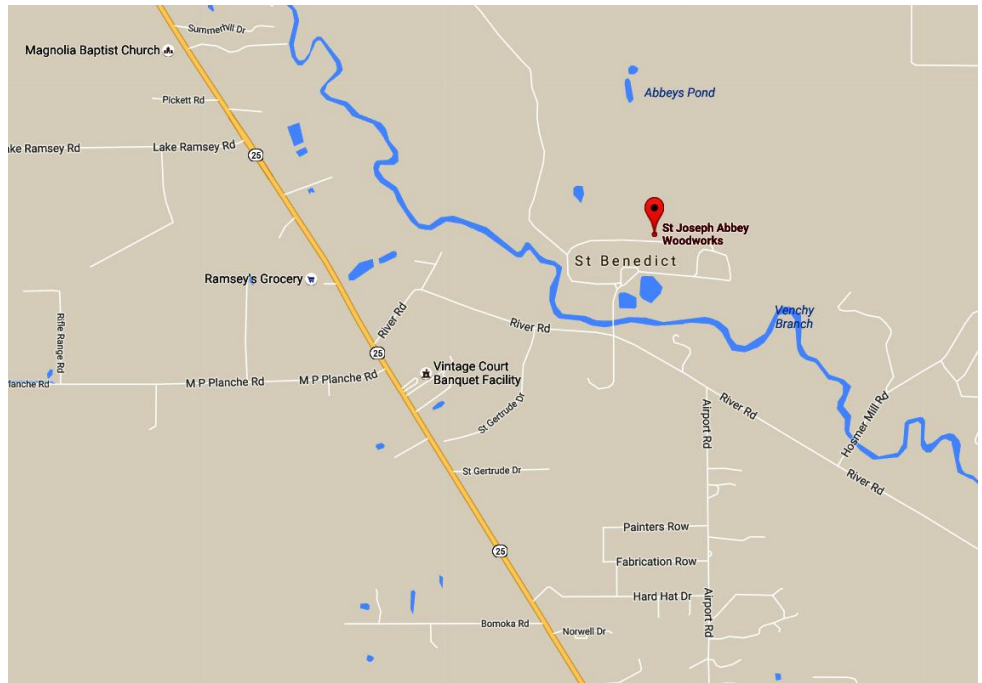
Take the single-lane bride into the Abbey, turn right, go past the church, and turn left.

Proceed to the woodshop, which is in the second block on the left.

Presentation: Wrap-up from the Wooden Boat Festival; discussion of a finishing technique presented by Henry Simon

Note: If you took boat parts home to dry out, please bring them to the meeting.

Bring folding chairs.





SHOW AND TELL

MISSION

The Guild is an organization founded in 1991 by local woodworkers for the purpose of education and inspiration in the art of woodcraft. The Guild is open to anyone who has an interest in woodworking at any skill level. Most members live in St. Tammany Parish but some come from Washington Parish and Orleans Parish. Meetings are on the fourth Tuesday of each month at 7:00 PM except July when there is no meeting, November when the meeting is on the third Tuesday, and December when the Banquet replaces the meeting.

No matter what your level of experience is in the field of woodworking or where your interests lie, e.g., woodturning, flatwork, or carving, the Guild is there for your enjoyment and fellowship. Regardless of how many tools you own, whether you have a shop or not, come and see what the Guild is all about.




Brian Harrell shows some sample wooden boats.



Brian Harrell made a dish from pecan wood.





LENDING LIBRARY

Please contact our librarian by email to request a book or DVD. Jim will bring the book or DVD to you at the next meeting. A complete list of titles is available on the website.

Librarian:
Jim Suarez
svpanoya@gmail.com

Website:
www.StTammanyWoodworkersGuild.com



Joe Perret built a chair using cypress scraps from the Abbey woodshop.

Dale Mahnke shows a sample boat.



Tom Gustafson made a bandsaw puzzle.





PRESENTATION ON HVLP SPRAYER



Brian Harrell gave a demonstration of a High Volume Low Pressure (HVLP) sprayer. The sprayer uses a turbine air compressor that is capable of delivering a continuous high volume of air. The compressor is noisy and Brian wears hearing protection. This sprayer delivers a smaller cloud than a high pressure sprayer would. Brian uses water based finishes because the clean up is easier. He used Minwax Polyacrylic Water-based Varnish for the demonstration, with a #4 needle. He recommended testing the viscosity with a hydrometer and adding water if necessary. An additive, Floetrol, serves to retard rapid setting-up and keeps the product flowing.

There are some problems to look out for. High humidity and trapped moisture produce a creamy look called blush. The excess moisture will escape as long as the drying time is long enough. A gritty finish is caused by too much air per volume of fluid. Orange peel is caused by too much fluid for the air volume used. Fish-eye spots are caused by contamination from silicon lubricants. Silicon lubricants should be avoided in the woodshop.

The valve on the spray gun can be turned so that its horns are horizontal for a horizontal sweeping motion of the sprayer, vertical for an up and down motion, or diagonally for a circular motion. The varnish is stirred gently and then poured through filter cups (Harbor Freight) or panty hose.

After a two-hour drying time, Brian uses a 220 grit 3M pad and then applies the next coat, repeating the process for four coats.

