



Tooth & Nail



Newsletter of the St Tammany Woodworkers Guild September 2017



OFFICERS

President:
Bob Busfield
rabusfield@hotmail.com

Vice President:
Brian Harrell
bharr151@bellsouth.net

Secretary:
Patricia Robbert
pat_robberb@yahoo.com

Treasurer:
Wayne Thompson
bjwthompson@bellsouth.net

Wooden Boat Show
Coordinator:
Henry Simon
topsw@bellsouth.net

Librarian:
Jim Suarez
svpanoya@gmail.com

The August meeting was called to order on August 22, 2017 by Bob Busfield at the St. Joseph Abbey Woodshop. Welcome to our new member, Theresa Wilfert.

Bob reported that he renewed our website for two years for \$175. We receive inquiries about the guild through the website about twice a month and then send out newsletters to these prospective members.

The Wooden Boat Festival takes place on Saturday and Sunday, October 14 and 15. Henry Simon will bring a sign up sheet next month and order tee shirts. Henry said to label boxes with the type of part they contain. Last year we ran out of boat seats. Bob said he will make some more seats. Set up day for the festival is Friday, Oct 13. You may bring boxes of boat parts at 9 am and leave them in the trailer on site. You can pull up to the area on Friday only with your car or truck. Sue Burden brought 15 boxes and tops donated by Office Depot. Wayne Thompson will put more lumber in the trailer at Caroll Miller's house.

Our annual banquet is at Vintage Court on Thursday, Dec. 7, 2017 at 6:30 pm. All members and a spouse or significant other are invited.


Wayne will have the ticket price next month. There is a gift exchange that you might like to participate in, but it is optional. If you make a gift out of wood, you may take one home.

Jim Suarez asked about fixes for the LED laser light dimming on a Craftsman tool.

Dale Mahnke brought the catalogue from the John C. Campbell Folk School. He and his wife, Sharon, attended a class there this summer.

Following Show and Tell, we watched a video presentation by George Vondriska from the Woodworkers Guild of America on finishing. - Pat





MAPS TO BRIAN HARRELL'S WORKSHOP

NEXT MEETING

Tuesday
September 26, 2017
7:00 PM

Brian Harrell's Workshop
47087 Rivergate Dr
Robert, LA 70455

Directions from
Covington:

Take US-190 west to LA-455.

Take LA-455 north to
Wittie Lane.

Take Wittie Lane east to
Rivergate Dr.

Take Rivergate Dr north to
destination.

Directions from Folsom:

Take LA-40 west to LA-455.

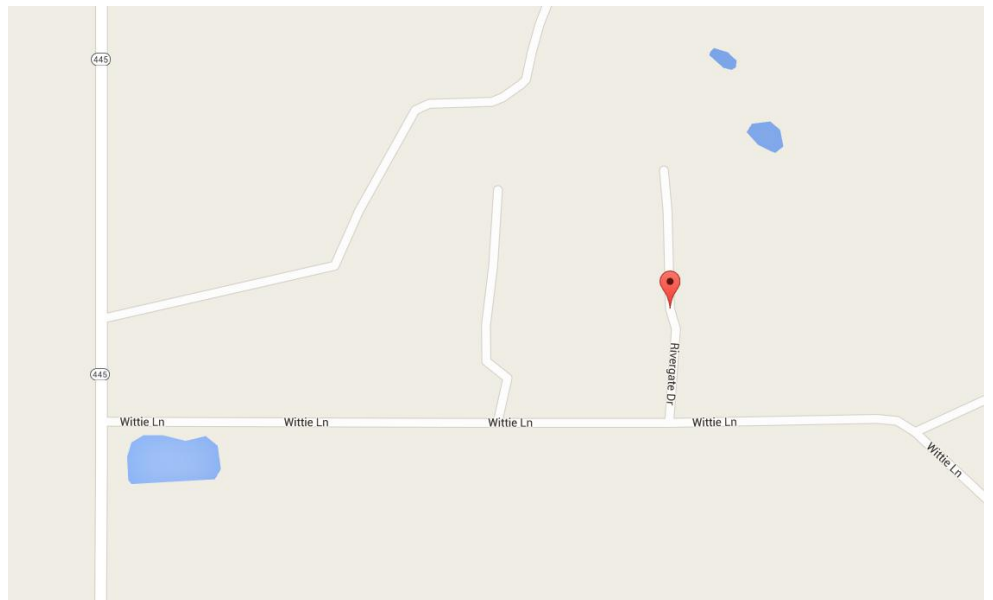
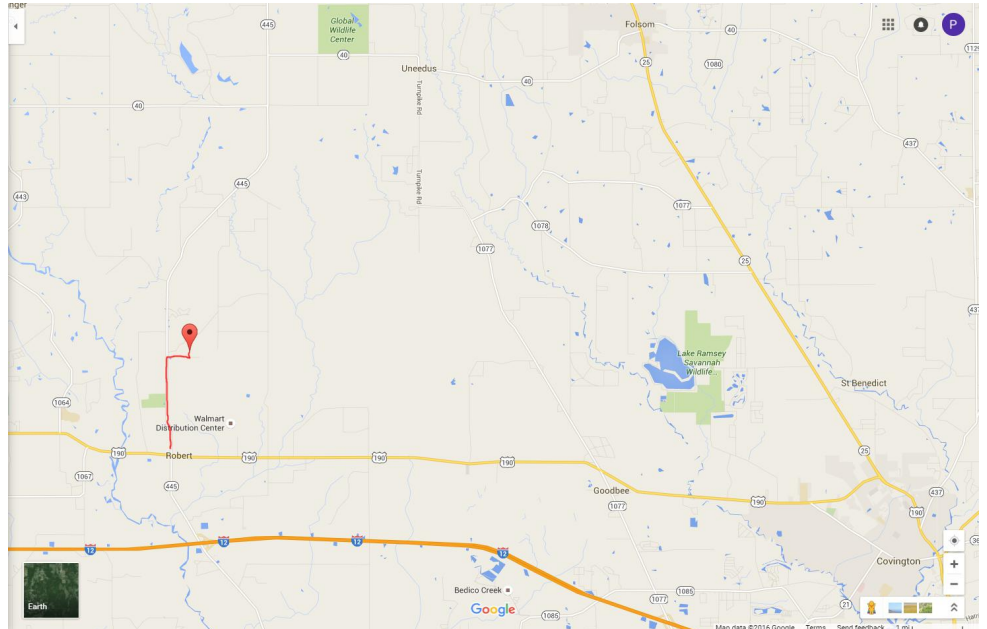
Take LA-455 south to
Wittie Lane.

Take Wittie Lane east to
Rivergate Dr.

Take Rivergate Dr north to
destination.

Presentation: Finishing
with a spray gun

Bring folding chairs.



www.StTammanyWoodworkersGuild.com

Website Manager: Tom Gustafson, tom@gustafson.us



MISSION

The Guild is an organization founded in 1991 by local woodworkers for the purpose of education and inspiration in the art of woodcraft. The Guild is open to anyone who has an interest in woodworking at any skill level. Most members live in St. Tammany Parish but some come from Washington Parish and Orleans Parish. Meetings are on the fourth Tuesday of each month at 7:00 PM except July when there is no meeting, November when the meeting is on the third Tuesday, and December when the Banquet replaces the meeting.

No matter what your level of experience is in the field of woodworking or where your interests lie, e.g., woodturning, flatwork, or carving, the Guild is there for your enjoyment and fellowship. Regardless of how many tools you own, whether you have a shop or not, come and see what the Guild is all about.

SHOW AND TELL




Pat Robbert made a mailbox out of cypress. Cut nails added a decorative touch and reinforced the glued rabbet and dado joints.

Jack Terry shows the paper template generated in SketchUp that he uses to efficiently drill and cut 600-700 small guns for the boat festival.




Brian Harrell shows an assortment of wood cars, painted in primary colors of acrylic, ready to pull from his pocket and delight a grandchild.



Frenchie Cheramie presented three bowls. The first is made from a gum tree, whose wood is very soft. The finish is an oil finish from Minwax. The second bowl is made out of mesquite. It received a thin coat of Minwax antique oil finish. Mesquite has an open grain and Frenchie noted that it should be sealed. Frenchie used CA glue to stabilize some cracks that emerged. The third bowl is made of ash with a walnut arc line. Frenchie used a technique from John Beaver (johnbeaver.net). He started with a cube, drew arc lines with a compass, and cut the arc lines on a band saw. He then steamed the walnut in a microwave oven and glued it to the bottom portion of the bowl. After 48 hours, he glued the top portion of the bowl to the walnut.





LENDING LIBRARY

Please contact our librarian by email to request a book or DVD. Jim will bring the book or DVD to you at the next meeting. A complete list of titles is available on the website.

Librarian:
Jim Suarez
svpanoya@gmail.com

Website:
www.StTammanyWoodworkersGuild.com



Brian Harrell brought in a door from an old pie safe for us to inspect. The mortise and tenon joinery and the dovetail joinery were evident. Square nails had been used and the layout marks could be seen.

PRESENTATION ON FINISHING



The presentation was a video on finishing by George Vondriska from the Woodworkers Guild of America..