


# Tooth & Nail



Newsletter of the St Tammany Woodworkers Guild

August 2018



## OFFICERS

President:  
Bob Busfield  
rabusfield@hotmail.com

Vice President:  
Brian Harrell  
bharr151@bellsouth.net

Secretary:  
Patricia Robbert  
pat\_robber@yaho.com

Treasurer:  
Wayne Thompson  
bjwthompson@bellsouth.net

## APPOINTMENTS

Wooden Boat Show  
Coordinator:  
Henry Simon  
topsw@bellsouth.net

Librarian:  
Jim Suarez  
svpanoya@gmail.com

Website Manager:  
Tom Gustafson  
tom@gustafson.us

The June meeting was called to order on June 26, 2018 by Brian Harrell at Brian's workshop. Welcome to new member, J. B. Lovelady. Welcome to guest Michael Hogan.

In preparation for the boat festival, Pat Robbert will buy more glue sticks with a medium open time. Jack Terry will get ten more plastic containers. O'Keefe's Nursery gave us some flat plastic boxes for boat parts. Tom Gustafson has updated the guild website with information about how to make the boat parts for the festival. Some of the information was prepared by Bill Pecoul and some by Jack Terry. Joe Perret has wood for making boat parts in his truck. Please take some and make boat parts.

There is no meeting of the guild in July.

The membership dues for the year are \$25 and are due in January. If you have not paid, please bring your check to the next meeting or mail it to Wayne Thompson, P.O. Box 1812, Covington, LA 70434.

Brian called for woodworking questions. One question was about tools to use to shape a seat. An


angle grinder with an Arbortech Turbo Plane blade could be used. A scorp could also be used. Another question was about making 2.5 inch tall lettering. A router with a guide bushing and a template could be used. Free hand routing is also a possibility. A third question was about veneer repair. The glue might reactivate with the heat of an iron. Use a J-roller to press the veneer in place until cool.

Gerald Gibson said he got a new Festool belt sander on sale. The inventory of brushed motor sanders is being replaced with brushless motors, and hence is on sale.

J.B. Lovelady has a 12 inch Bosch compound miter saw to sell.

Brian Harrell had some Corian blocks to give away that are good for glue-ups.

After Show and Tell, Brian gave a demonstration of setting up, and safely using a table saw. He covered the topics of checking the alignment of the blade to the miter slot and the fence to the miter slot. A splitter or riving knife of appropriate thickness for the blade is essential safety



### LENDING LIBRARY

Please contact our librarian by email to request a book or DVD. Jim will bring the book or DVD to you at the next meeting. A complete list of titles is available on the website.

Librarian:  
Jim Suarez  
svpanoya@gmail.com

Website:  
www.StTammanyWoodworkersGuild.com

equipment that should be used at all times. Left and right table extensions and an outfeed table are very helpful. Roller stands, two for heavy work, well-centered, are good. Unplug the saw before making blade changes. Tension in wood can be released as it is ripped and can lead to pinching against the back of the blade. The use of a riving knife prevents kick back in such a case. The use of a zero clearance plate is especially important when cutting small, thin pieces. Taping over the wide

opening of the plate with duct tape can help. Add a fence to the miter gauge to make it safer and more useful. Build a sled for crosscuts. Don't use a miter gauge and a rip fence together as this is unsafe. Use a sacrificial fence for dados. Finger boards are placed in front of the blade. Don't work when you are tired. Blade height should be only a tooth above the wood.

-Pat Robbert




Brian Harrell gives a demonstration of setting up and safely using a table saw.



Tooth & Nail





## MAP TO BRIAN HARRELL'S WORKSHOP

### NEXT MEETING

Tuesday  
August 28, 2018  
7:00 PM

Brian Harrell's Workshop  
47087 Rivergate Drive  
Robert, LA 70455

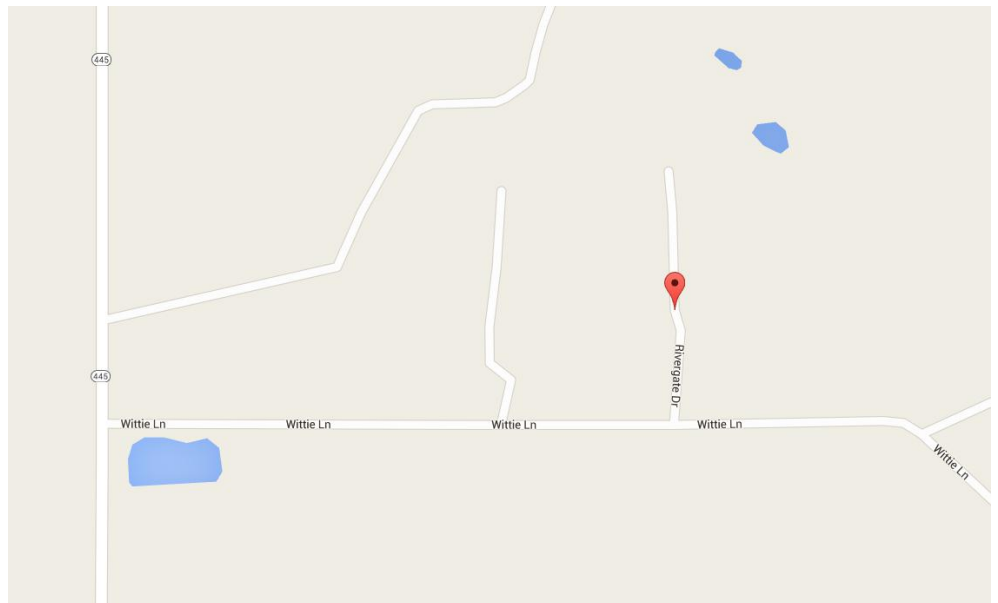
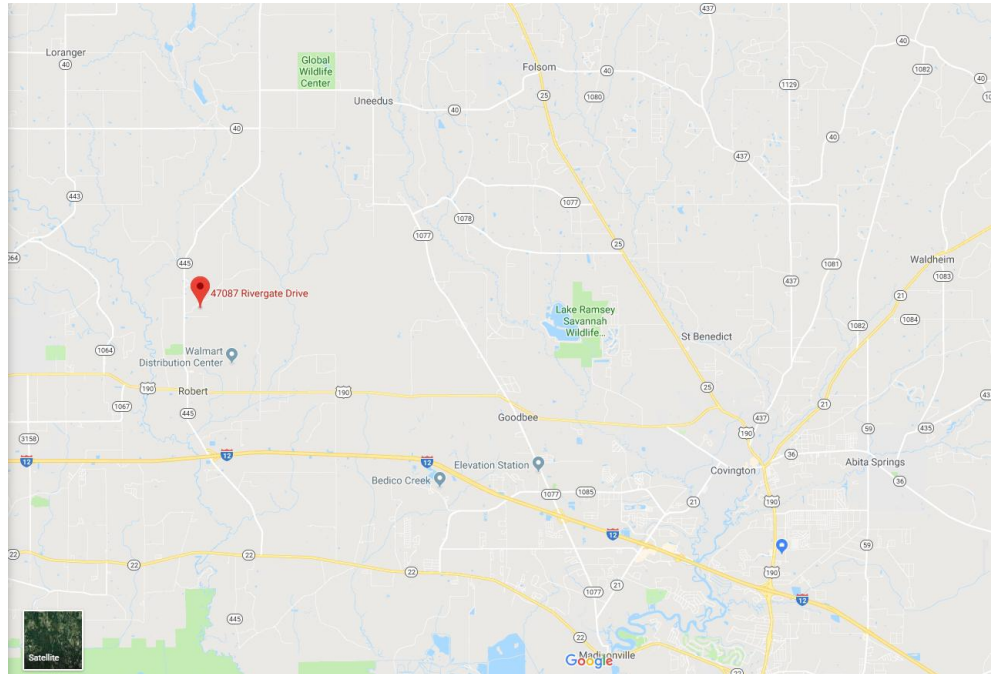
Directions from Covington and Slidell:  
Take I-12 west to LA-445.  
Take LA-445 north to Wittie Lane.  
Take Wittie Lane east to Rivergate Dr.  
Take Rivergate Dr north to destination.

Directions from Folsom:  
Take LA-40 west to LA-445.  
Take LA-445 south to Wittie Lane.  
Take Wittie Lane east to Rivergate Dr.  
Take Rivergate Dr north to destination.

Agenda: Demonstration of table saw jigs.


Bring folding chairs. Bring items for Show and Tell and Jigs and Hints. Bring sewn sails to the meeting.

Dues: Dues for the year are \$25.



[www.StTammanyWoodworkersGuild.com](http://www.StTammanyWoodworkersGuild.com)





## SHOW AND TELL


J. B. Lovelady shows a flag case he made and a Bessey ratcheting clamp that was helpful.



Brian Harrell examines old door parts to inspect the joinery.



Brian Harrell entertained nine grandkids and neighbors in his workshop. The kids built boats and bird houses.



## SHOW AND TELL

### MISSION

The Guild is an organization founded in 1991 by local woodworkers for the purpose of education and inspiration in the art of woodcraft. The Guild is open to anyone who has an interest in woodworking at any skill level. Most members live in St. Tammany Parish but some come from Washington Parish and Orleans Parish. Meetings are on the fourth Tuesday of each month at 7:00 PM except July when there is no meeting, November when the meeting is on the third Tuesday, and December when the Banquet replaces the meeting.

No matter what your level of experience is in the field of woodworking or where your interests lie, e.g., woodturning, flatwork, or carving, the Guild is there for your enjoyment and fellowship. Regardless of how many tools you own, whether you have a shop or not, come and see what the Guild is all about.

Brian Harrell has experimented with various designs for saw horses and likes this one.







## MADISONVILLE WOODEN BOAT FESTIVAL SAT & SUN, OCT 13-14, 2018

From the WBF website: "The Madisonville Wooden Boat Festival celebrates 29 years on the banks of the beautiful Tchefuncte River on October 13-14, 2018. Presented by the Lake Pontchartrain Basin Maritime Museum, this premier family event attracts over one hundred classic boats, hundreds of spectator boats, and wooden boat and music enthusiasts for this two-day celebration.

The festival offers great food, live music, fun kids' activities in the Children's Village, fine arts and crafts booths, the Classic Car and Motorcycle Cruise-In, a Beer Garden with flat screen TV's and seating for football enthusiasts, and the Quick 'n Dirty Boat Building Contest and Parade on Sunday at 2:00 p.m."



For 26 years, the St Tammany Woodworkers Guild has sponsored the children's boat building tent. We prepare for this event throughout the year.

Wed, March 7, 2018, 8am - 10am. Meet at Carroll Miller's shop to cut boat blanks from 2x6 lumber donated by Poole Lumber Co. Distribute boxes of blanks to be cut into boat hulls.

Tue, April 24, 2018. Distribute cut sail fabric for sewing. Return sails by August meeting.

Distribute wood for boat parts. Plans, photos, and instructions are on the guild website at [www.StTammanyWoodworkersGuild.com](http://www.StTammanyWoodworkersGuild.com).

Tuesday, August 28, 2018, 7pm. Insert dowels into sails and add a spot of glue.

Friday, Oct 12, 2018, 8am. Meet at festival site to set up tent.



[www.StTammanyWoodworkersGuild.com](http://www.StTammanyWoodworkersGuild.com)