



# Tooth & Nail



Newsletter of the St Tammany Woodworkers Guild

June 2018



## OFFICERS

President:  
Bob Busfield  
rabusfield@hotmail.com

Vice President:  
Brian Harrell  
bharr151@bellsouth.net

Secretary:  
Patricia Robbert  
pat\_robber@yaho.com

Treasurer:  
Wayne Thompson  
bjwthompson@bellsouth.net

## APPOINTMENTS

Wooden Boat Show  
Coordinator:  
Henry Simon  
topsw@bellsouth.net

Librarian:  
Jim Suarez  
svpanoya@gmail.com

Website Manager:  
Tom Gustafson  
tom@gustafson.us

The May meeting was called to order on May 22, 2018 by Bob Busfield at the St. Joseph Abbey Woodshop. Welcome to new member, Sid McClure. Welcome to guests Dave Locker, Bob Albers, Mike Sibley, and Alexander Sibley.

The field trip to Netterville Lumber Co. is Friday, May 25.

We will have one meeting a year at PMC in Hammond. This will qualify members for a 10% discount. The meeting this year will be on Saturday morning, Oct. 27, 2018. They provide snacks or lunch.

Riverside Lumber in New Orleans gives a 10% discount for woodworkers. PMC gives a senior citizen discount of 10%. We used to have a guild business card that members used for identification. Office Depot or Vista Print online can print cards.

The meeting next month will be at Brian Harrell's. Mel Bourne has a new shop but parking is a problem. We might consider a Shop-a-Round event in which small groups visit various shops. A virtual shop tour is another option.

The membership dues for the year are \$25 and are due in January. If you have not paid, please bring your check to the next meeting or mail it to Wayne Thompson, P.O. Box 1812, Covington, LA 70434.


Bob called for woodworking questions. A question was asked about skip tooth blades for the bandsaw. The skip tooth gives a place for the removal of sawdust. A hook tooth is more aggressive. The skip tooth consists of alternating short and long teeth and this produces less vibration and a smoother cut.

Another question was about finish options for birch.

After Show and Tell, we watching a video by George Vondriska from Wood Workers Guild of America on gluing and vacuum pressing. A pdf was emailed to members after the meeting.

Glue joints are stronger than the wood itself, if you select the right glue for the material and the application.

PVA (polyvinyl acetate) glues are the white and yellow glues. Yellow glue (aliphatic resin) tacks



### LENDING LIBRARY

Please contact our librarian by email to request a book or DVD. Jim will bring the book or DVD to you at the next meeting. A complete list of titles is available on the website.

Librarian:  
Jim Suarez  
svpanoya@gmail.com

Website:  
www.StTammanyWoodworkersGuild.com

and dries faster, dries harder, and sands better than white glue. White glue (polyvinyl resin) tends to be gummier after drying, doesn't sand well, but because it has a slower tack time than yellow glue, is good for complicated assemblies. It is just as strong as yellow glue. PVA glues are not a good choice for bent lamination or situations where there is stress on a joint. They both have a tendency to creep and will stretch under long term load.

CA (cyanocrylate) glue, also known as Super glue or Crazy glue. Is available in different viscosities. The watery version is good for stabilizing wood for turning. CA glue dries quickly, is waterproof, but has poor sheer strength, is brittle. An accelerator or activator can be sprayed on to speed up drying time.

Hot melt glue is good for a temporary bond. It is used to secure a pattern to a work piece for routing, and then the pattern can be popped off.

Hide glue will stick to itself. It is used for musical instruments. Hot water will soften old hide glue. The shop must be warm, especially if the hide glue is mixed from flakes, less so for the bottled version. As the glue cools, it tacks. It is a form of protein, so it tends to take stains similar to wood instead of leaving blotches like other glues.

Polyurethane glue (Gorilla glue) is waterproof. It needs moisture to cure. It is used on wet wood and

to bond metal to wood. It will fill small gaps. It foams as it cures. The foaming action can blow a joint open. Leave clamps on until fully cured. Cut away foam excess after dry with a chisel.

Contact adhesive. The water based version takes a little longer to dry. The solvent based version is very flammable and gives off strong fumes. Put the glue on both surfaces. Let dry and then put the surfaces together.

Epoxy consists of two parts, a hardener and a resin. It is gap filling and waterproof. It is used to coat the end grain of legs on outdoor furniture. Alcohol will clean up excess glue. Bill Pecoul added that epoxy can be thinned up to 50-50 with denatured alcohol to get it to soak into the grain.


Cold press glue is used on veneer and limits the bleed-through on thin veneer.

Titebond II is water resistant. Titebond III is waterproof and is used on outdoor furniture. Titebond Extend Wood Glue gives a longer open time. It dries harder than yellow and white glue and is good on bent lamination.

Mel Bourne added that Resorcinol glue is used for oily wood such as teak and is available on Amazon.

George Vondriska demonstrated the use of a hand vacuum pump from Roarocket.com.

-Pat



## MAP TO BRIAN HARRELL'S WORKSHOP

### NEXT MEETING

Tuesday  
June 26, 2018  
7:00 PM

Brian Harrell's Workshop  
47087 Rivergate Drive  
Robert, LA 70455

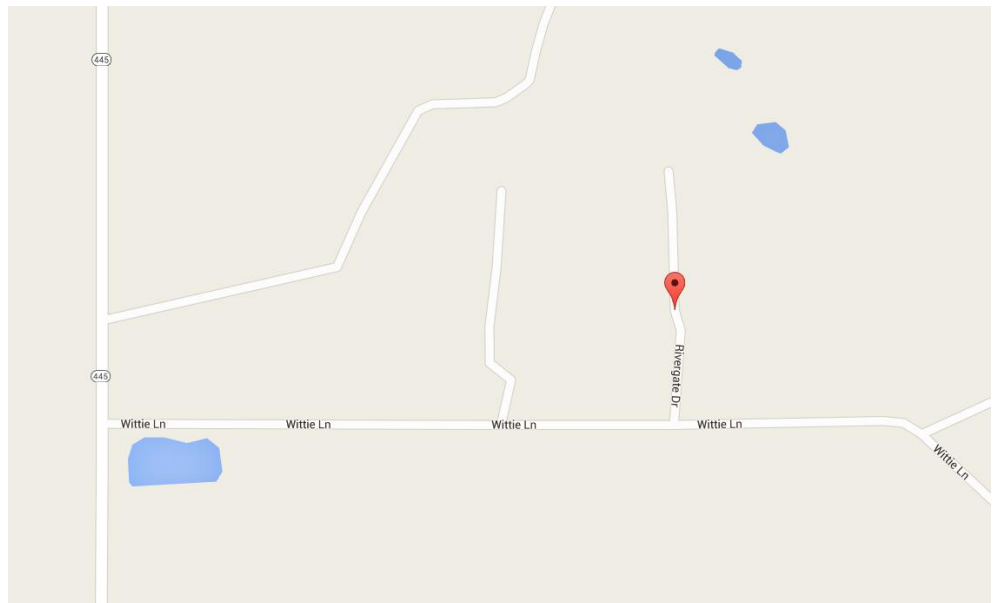
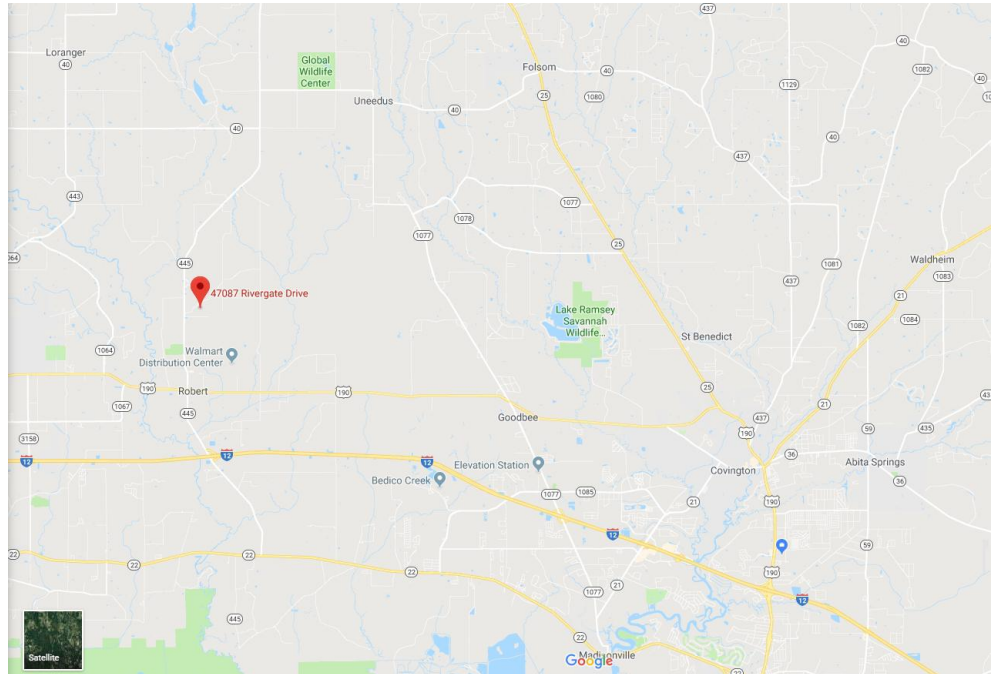
Directions from Covington and Slidell:  
Take I-12 west to LA-445.  
Take LA-445 north to Wittie Lane.  
Take Wittie Lane east to Rivergate Dr.  
Take Rivergate Dr north to destination.

Directions from Folsom:  
Take LA-40 west to LA-445.  
Take LA-445 south to Wittie Lane.  
Take Wittie Lane east to Rivergate Dr.  
Take Rivergate Dr north to destination.


Agenda: Demonstration of table saw techniques

Bring folding chairs. Bring items for Show and Tell and Jigs and Hints.

Dues: Dues for the year are \$25.



[www.StTammanyWoodworkersGuild.com](http://www.StTammanyWoodworkersGuild.com)




## SHOW AND TELL

Dave Locker built a small table out of birch. He plans to bring the end grain of the leg tenons down flush with the table top.



Joe Perret shows a Makita 12V cordless mini circular saw that he found useful for replacing carpet with oak flooring. He also shows a small Porter-Cable belt sander.





## SHOW AND TELL

### MISSION

The Guild is an organization founded in 1991 by local woodworkers for the purpose of education and inspiration in the art of woodcraft. The Guild is open to anyone who has an interest in woodworking at any skill level. Most members live in St. Tammany Parish but some come from Washington Parish and Orleans Parish. Meetings are on the fourth Tuesday of each month at 7:00 PM except July when there is no meeting, November when the meeting is on the third Tuesday, and December when the Banquet replaces the meeting.

No matter what your level of experience is in the field of woodworking or where your interests lie, e.g., woodturning, flatwork, or carving, the Guild is there for your enjoyment and fellowship. Regardless of how many tools you own, whether you have a shop or not, come and see what the Guild is all about.


Dale Mahnke turned a cake dish from cedar and finished it with shellac.



Joe Perret turned a bowl from 100 year-old oak.


Pat Robbert built a pair of speakers. The baffle is solid cherry. Rabbetted holes were cut with a Jasper jig. The cabinet is MDF with cherry veneer. She cut the veneer with a 3/4" Laguna Resaw King blade. She applied Titebond Original glue to the surfaces, let it dry, and then pressed them together with an iron.





# FIELD TRIP TO NETTERVILLE LUMBER CO





# FIELD TRIP TO NETTERVILLE LUMBER CO





## MADISONVILLE WOODEN BOAT FESTIVAL SAT & SUN, OCT 13-14, 2018

From the WBF website: "The Madisonville Wooden Boat Festival celebrates 29 years on the banks of the beautiful Tchefuncte River on October 13-14, 2018. Presented by the Lake Pontchartrain Basin Maritime Museum, this premier family event attracts over one hundred classic boats, hundreds of spectator boats, and wooden boat and music enthusiasts for this two-day celebration.

The festival offers great food, live music, fun kids' activities in the Children's Village, fine arts and crafts booths, the Classic Car and Motorcycle Cruise-In, a Beer Garden with flat screen TV's and seating for football enthusiasts, and the Quick 'n Dirty Boat Building Contest and Parade on Sunday at 2:00 p.m."



For 26 years, the St Tammany Woodworkers Guild has sponsored the children's boat building tent. We prepare for this event throughout the year.

Wed, March 7, 2018, 8am - 10am. Meet at Carroll Miller's shop to cut boat blanks from 2x6 lumber donated by Poole Lumber Co. Distribute boxes of blanks to be cut into boat hulls.

Tue, April 24, 2018. Distribute cut sail fabric for sewing. Return sails by August meeting.

Distribute wood for boat parts. Plans, photos, and instructions are on the guild website at [www.StTammanyWoodworkersGuild.com](http://www.StTammanyWoodworkersGuild.com).

Tuesday, August 28, 2018, 7pm. Insert dowels into sails and add a spot of glue.

Friday, Oct 12, 2018, 8am. Meet at festival site to set up tent.



[www.StTammanyWoodworkersGuild.com](http://www.StTammanyWoodworkersGuild.com)