



Tooth & Nail



Newsletter of the St Tammany Woodworkers Guild

May 2018



OFFICERS

President:
Bob Busfield
rabusfield@hotmail.com

Vice President:
Brian Harrell
bharr151@bellsouth.net

Secretary:
Patricia Robbert
pat_robber@yaho.com

Treasurer:
Wayne Thompson
bjwthompson@bellsouth.net

APPOINTMENTS

Wooden Boat Show
Coordinator:
Henry Simon
topsw@bellsouth.net

Librarian:
Jim Suarez
svpanoya@gmail.com

Website Manager:
Tom Gustafson
tom@gustafson.us

The April meeting was called to order on April 24, 2018 by Bob Busfield at Clark Gristina's workshop.

The BarBQ was a big success. The boat hulls are coming in. We have several sample boats. We have boxes of wood for making boat parts. We have sails cut and ready to be sewn.

Wayne Thompson suggested inserting dowels into the sails and adding the drop of glue ahead of time to avoid the bottle neck at the end of the line. We could request that sewn sails be back in July instead of October and insert and glue the sticks at a meeting.

Atlas Dowel sent us some free parts. We have purchased dowel from them for many years.

A package of netting is available to use for shrimp boats. Fishing poles, with or without string, may be added to the parts.

Henry Simon proposed a new traffic pattern for the children in the tent. We would have to move the tent a little to the left to make more standing line room. It is worth a try.

Jack Terry showed various styles of boat cabins that he makes out of 2x2 stock. He suggested limiting the number of the Gatlin guns and three-sided guns he makes to one per boat since their complexity means there aren't as many of them.


We have always limited the number of sails to two per boat.

Dale Mahnke commented that if we want to limit the number of parts, it is important that all stations adhere to the limit.

One strategy to employ when helping a child build is to let the child know that the boat looks fine now. Another is to comment that the boat will become too heavy to float.

Henry Simon stressed that the basic idea with festival boat building is to give parts some definition but to keep them simple. We should also not spend ten or fifteen minutes on one child, but rather keep the process moving along.

Wayne Thompson is working on a fieldtrip. A Friday seems to be a good day.



NEXT MEETING

Tuesday
May 22, 2018
7:00 PM

St. Joseph Abbey
Woodshop
75476 River Rd.
Covington, LA 70457

Directions from
Covington:
Take US-190 west to LA-
25.
Take LA-25 north to River
Rd.
Take River Rd east for 0.7
mi.
The entrance to the Abbey
is on the left.
Take the single-lane bridge
into the Abbey, turn right,
go past the church, and
turn left.
Proceed to the woodshop,
which is in the second
block on the left.

Agenda: A DVD from
WWGOA will be shown.

Bring folding chairs. Bring
items for Show and Tell
and Jigs and Hints.

Dues: Dues for the year
are \$25.

A question was asked about
attaching a brush to the lower
wheel of a band saw. Comments
were that the brush is not that
useful, and that installation of an
add-on brush had not been
successful.

A question was asked about
cleaning band saw blades. One
suggestion was to fold up the
blade and soak it in ammonia.
Another was to spray CMT
Orange Cleaner on a rag and pull
the blade (off the saw) through
the rag a few times. Yet another
was to leave the blade on the saw
and wipe it with WD40, although
concern was also raised that
WD40 may not be the best
product to use as it can damage
bearings. The band saw tire can be
cleaned with mineral spirits on a
rag and by passing sandpaper
around it.

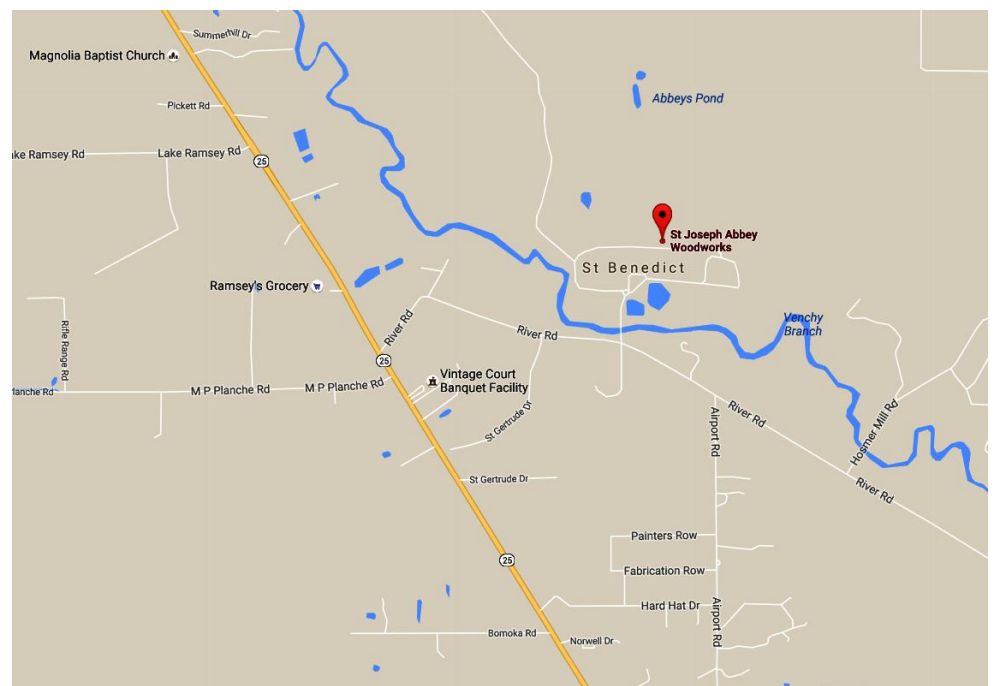
A question about the use of
winding sticks on a large board
was addressed.


The membership dues for the year
are \$25 and are due in January. If
you have not paid, please bring
your check to the next meeting or
mail it to Wayne Thompson, P.O.
Box 1812, Covington, LA 70434.


After Show and Tell, Clark
Gristina demonstrated his Festool
Multi Function Table.

-Pat

MAP TO ST. JOSEPH ABBEY WOODSHOP







SHOW AND TELL

Tom Gustafson made the smaller box with cigar box hinges. When he closed the lid, the hinge locked. After much jiggling, he got the lid released and realized that it is necessary to insert a pin into the upper hinge. There were no instructions with the hinge. The larger box is made of poplar and serves to house a chess set for an older woodworker. He resawed the poplar to a half-inch thickness. He used a Highland Hardware Wood Slicer Resaw Blade and adjusted the tilt of the upper wheel until the teeth were centered on the tire and drift was eliminated.



LENDING LIBRARY

Please contact our librarian by email to request a book or DVD. Jim will bring the book or DVD to you at the next meeting. A complete list of titles is available on the website.

Librarian:
Jim Suarez
svpanoya@gmail.com

Website:
www.StTammanyWoodworkersGuild.com





SHOW AND TELL

MISSION


The Guild is an organization founded in 1991 by local woodworkers for the purpose of education and inspiration in the art of woodcraft. The Guild is open to anyone who has an interest in woodworking at any skill level. Most members live in St. Tammany Parish but some come from Washington Parish and Orleans Parish. Meetings are on the fourth Tuesday of each month at 7:00 PM except July when there is no meeting, November when the meeting is on the third Tuesday, and December when the Banquet replaces the meeting.

No matter what your level of experience is in the field of woodworking or where your interests lie, e.g., woodturning, flatwork, or carving, the Guild is there for your enjoyment and fellowship. Regardless of how many tools you own, whether you have a shop or not, come and see what the Guild is all about.



Frenchie Cheramie turned a Hollow Form out of white oak. The top is made from spalted maple and was turned on an ornamental lathe. The top is also hollowed out. The spindle is lignum vitae. The Hollow Form was finished with antique oil. Because the pores were not sealed by the antique oil, the pores were filled with liming wax (black). This treatment highlights the pores in the oak. The design work is done with a laser engraver.

www.StTammanyWoodworkersGuild.com



DEMONSTRATION



Clark Gristina demonstrates the Festool Multi Function Table. It is designed to be light enough to fold and carry to a jobsite, but he finds it to be a convenient and indispensable part of his home workshop. He has a second, shop-built table that is used alongside the Multi Function Table to handle full sheets of plywood.

Clark shows the Festool plunge-cut track saw, which makes rip cuts along long tracks but also makes very accurate cross cuts on wide pieces with the latching and adjustable cross-cut fence. He also demonstrated the Domino joiner and a larger DF 700 Domino joiner for outdoor projects.



The Festool sander is used with net sand paper that does not clog. The table has dog holes that are used with fixed and adjustable dogs to hold work pieces. The dust collection system consists of a Festool shop vac and an Oneida Dust Deputy. Each of the tools is connected to the dust collection system, and as each tool is turned on, the shop vac is automatically turned on too.



MADISONVILLE WOODEN BOAT FESTIVAL SAT & SUN, OCT 13-14, 2018

From the WBF website: "The Madisonville Wooden Boat Festival celebrates 29 years on the banks of the beautiful Tchefuncte River on October 13-14, 2018. Presented by the Lake Pontchartrain Basin Maritime Museum, this premier family event attracts over one hundred classic boats, hundreds of spectator boats, and wooden boat and music enthusiasts for this two-day celebration.

The festival offers great food, live music, fun kids' activities in the Children's Village, fine arts and crafts booths, the Classic Car and Motorcycle Cruise-In, a Beer Garden with flat screen TV's and seating for football enthusiasts, and the Quick 'n Dirty Boat Building Contest and Parade on Sunday at 2:00 p.m."



For 26 years, the St Tammany Woodworkers Guild has sponsored the children's boat building tent. We prepare for this event throughout the year.

Wed, March 7, 2018, 8am - 10am. Meet at Carroll Miller's shop to cut boat blanks from 2x6 lumber donated by Poole Lumber Co. Distribute boxes of blanks to be cut into boat hulls.

Tue, April 24, 2018. Distribute cut sail fabric for sewing. Return sails by August meeting.

Distribute wood for boat parts. Plans, photos, and instructions are on the guild website at www.StTammanyWoodworkersGuild.com.

Tuesday, August 28, 2018, 7pm. Insert dowels into sails and add a spot of glue.

Friday, Oct 12, 2018, 8am. Meet at festival site to set up tent.



www.StTammanyWoodworkersGuild.com