


# Tooth & Nail

Newsletter of the St Tammany Woodworkers Guild

November 2018



## OFFICERS

President:  
Bob Busfield  
rabusfield@hotmail.com

Vice President:  
Brian Harrell  
bharr151@bellsouth.net

Secretary:  
Patricia Robbert  
pat\_robber@yaho.com

Treasurer:  
Wayne Thompson  
bjwthompson@bellsouth.net

## APPOINTMENTS

Wooden Boat Show  
Coordinator:  
Henry Simon  
topsw@bellsouth.net

Librarian:  
Jim Suarez  
svpanoya@gmail.com

Website Manager:  
Tom Gustafson  
tom@gustafson.us

The October meeting was called to order at 9:00 am on October 27, 2018 by Bob Busfield at PMC Machinery. We were welcomed by the owner of Portier's Machinery Company (PMC), Guy Portier, who told us about the history of the store. It has the largest display of woodworking tools and equipment in the South. Their products are priced competitively with online stores. When you go there or call them to make a purchase, discreetly mention that you are a member of the St. Tammany Woodworker's Guild. They maintain a list of members, and on certain products, can give a 10% discount. Guy announced that on Tuesday, November 27, from 8:00 am to 12:00 pm, Festool will visit the store with a semi truck full of Festool products. Tools will be demonstrated and a door prize of a Festool sander will be given. Guy then drew numerous tickets for door prizes and after our business meeting served a pizza lunch.

Welcome to our guests and to new members, Robert Baumgartner and Bret Bohnet.


Bob reviewed the boat festival. 1364 boats were made this year. The new traffic flow pattern

worked out well. The issue of standardization of parts was discussed. Every part that has a dowel that will go into a hole should have a 1/4" dowel. Recently cut boat hulls have a 15 degree stern and 7 or 8 degree sides and this is preferred. Bob reviewed the history of making parts for boats. At first parts were scraps of wood, then rudders were made, and then guns for battle ships. Clark Gristina said he would be willing to work on a spreadsheet to organize information about what parts we have and what we will need. A workday to conduct an inventory will be needed.

The Annual Banquet will be on Thursday, December 6, 2018 at 6:30 pm at Vintage Court. The cost per person this year will be \$10. Please bring your money to the November meeting or mail it to Wayne Thompson (address below).

There is no regular meeting in December.

Bob said we have over \$5000 in the treasury and that he is considering lowering the banquet ticket price or lowering the dues. He suggested a donation to the



Abbey, where we hold most of our meetings. Henry Simon said that we are going to purchase better quality wood for the boat hulls next year, but that increase should only be a few hundred dollars. Maintenance for the trailer was also mentioned as an expense to be budgeted.

Bob asked for any woodworking questions. A problem with getting the table and miter slot parallel to a wide blade on a large band saw was discussed.

After Show and Tell, Bob gave a presentation entitled, "Project Challenges." The first project was the

rebuilding of his deck in North Carolina and the challenge was to choose a suitable materials for the desired effect. The choices for trim were treated lumber, Miratec composite, or ecoPine which is sold by Poole Lumber. The task was to research each material and understand the content of the spec sheets. Ultimately, he chose ecoPine because it is treated and guaranteed for thirty years against rot and insect attack, stable and dimensionally accurate, and provided the strength needed. It is always necessary to follow the product's installation instructions. For the handrails he chose Azek handrails which are very strong, have hidden connections to posts, and have 3/4 inch diameter balusters which allowed maximum visibility of the lake.

Bob's second project was the building of four eight-foot high lighthouses for a charity function. He cautioned, "Be careful what you volunteer your help for." The

challenges were to research plans for lighthouses (not much to find), develop plans and all construction details, and overcome problems during construction.

Members reported that Carruth Lumber and Gueydan Lumber have PT KD lumber. Poole Lumber has 3/4 inch PT lumber. Jenkins Lumber has 4x4 SYP, untreated. It was noted that PT 4x4 presents problems with twisting and warping.


The membership dues for the year are \$25 and are due in January. If you have not paid, please bring your check to the next meeting or mail it to Wayne Thompson, P.O. Box 1812, Covington, LA 70434.

-Pat Robbert



Guy Portier, owner of PMC Machinery and Tools, draws raffle tickets for door prizes.





## NEXT MEETING

Tuesday  
November 27, 2018  
7:00 PM

Brian Harrell's Workshop  
47087 Rivergate Dr  
Robert, LA 70455

Directions from Covington and Slidell:  
Take I-12 west to LA-445.  
Take LA-445 north to Wittie Lane.  
Take Wittie Lane east to Rivergate Dr.  
Take Rivergate Dr north to destination.

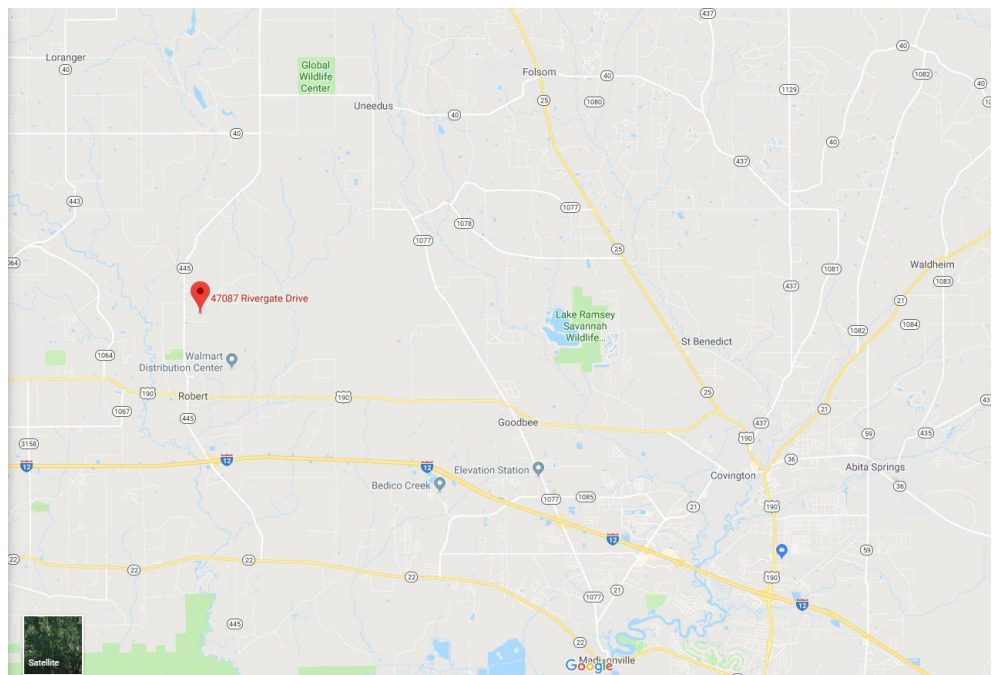
Directions from Folsom:  
Take LA-40 west to LA-445.  
Take LA-445 south to Wittie Lane.  
Take Wittie Lane east to Rivergate Dr.  
Take Rivergate Dr north to destination.


Agenda: "The Making of Tables - Design and Construction" - a demonstration by Brian Harrell

Bring a folding chair.



## MAP TO BRIAN HARRELL'S WORKSHOP





# SHOW AND TELL



Pat Robbert brought a catalogue from the John C. Campbell Folk Art School where she recently took a woodturning class.



Jack Terry shows a unique walking cane.



Brian Harrell made Shaker boxes in the form of a large tray and caddy.

Brian Harrell's grandsons are building boats at the Wooden Boat Festival.



Luke Hughes works with Peyton Harrell at the kids' boat-building booth.



## DEMONSTRATION: PROJECT CHALLENGES


### MISSION

The Guild is an organization founded in 1991 by local woodworkers for the purpose of education and inspiration in the art of woodcraft. The Guild is open to anyone who has an interest in woodworking at any skill level. Most members live in St. Tammany Parish but some come from Washington Parish and Orleans Parish. Meetings are on the fourth Tuesday of each month at 7:00 PM except July when there is no meeting and December when the Banquet replaces the meeting.

No matter what your level of experience is in the field of woodworking or where your interests lie, e.g., woodturning, flatwork, or carving, the Guild is there for your enjoyment and fellowship. Regardless of how many tools you own, whether you have a shop or not, come and see what the Guild is all about.



Bob Busfield built four light houses for use at a charity fund raiser. He developed a design based on the Cape Hatteras lighthouse with octagonal, tapered sides. He cut beveled, tapered panels using a track saw. Before gluing them together, he cut beveled ribs for the inside corners. The lamp required a compound miter (19.25 degrees instead of 22.5 degrees). The finished light houses were eight feet tall.



Bob also reported on the challenge to find suitable materials for his deck renovation project.

### LENDING LIBRARY

Please contact our librarian by email to request a book or DVD. Jim will bring the book or DVD to you at the next meeting. A complete list of titles is available on the website.


Librarian:  
Jim Suarez  
svpanoya@gmail.com

Website:  
www.StTammanyWoodworkersGuild.com



He used ecoPine trim board on the project. The ecoPine range of trim board products are real wood that is kiln dried, finger jointed, and treated with an organic biocide to avoid rot, fungal decay, and termites. It carries a thirty year warranty from Arch Chemical. Any cut edges should be coated with two coats of an oil based primer. The primed trim is finished with two coats of acrylic exterior paint.

Hardie Plank should also have its cut edge primed. Any wood that is to go outside should be primed on all six sides.



Bob replaced the deck railing with an Azek product. Azek deck and porch railing is a capped composite that uses PVC performance materials. It has hidden hardware for easy, one-person installation.

Bob shows the existing floor joists running in an atypical direction.