



Tooth & Nail



Newsletter of the St Tammany Woodworkers Guild

August 2019



OFFICERS

President:
Bob Busfield
rabusfield@hotmail.com

Vice President:
Brian Harrell
bharr151@bellsouth.net

Secretary:
Patricia Robbert
pat_robber@yaho.com

Treasurer:
Wayne Thompson
bjwthompson@bellsouth.net

APPOINTMENTS

Wooden Boat Show
Coordinator:
Henry Simon
topsw@bellsouth.net

Librarian:
Jim Suarez
svpanoya@gmail.com

Website Manager:
Tom Gustafson
tom@gustafson.us

The June meeting was called to order at 7 pm on June 25, 2019 by Henry Simon at the St. Joseph Abbey woodshop. Welcome to our guests, Andy Bean and Mike Sibley.

Henry said he went to the Maritime Museum with a few volunteers. They examined the posts which were wrapped with a material being used for fascia several years ago and found that the material was starting to rot. They also noted that the posts are not of a set width and they taper above 42" of height, so the wrap will have to be cut individually. He is planning to use 1x8 KDPT material from Carruth Brothers Lumber.

Henry asked if there were any woodworking questions. Mike Sibley asked about installing a veneer on the curved interior surface of an altar he is building. Peel and stick veneer was suggested. Veneer softener could also be used. Since he is planning to paint the surface, filling it with Bondo or a wood sealer or dry wall mud and then sanding smooth was suggested. Mel Bourne said he has 600 sq. ft. of Brazilian walnut (ipe) decking and asked for suggestions about


installing it. The wood is very dense and hard. He should drill it first and wear a dust mask.

Brian Harrell demonstrated a rocket launcher that he built for his grandchildren. It uses an 18 V drill battery, PVC tubing, a bicycle pump, paper tubes, and foam nose cones, but the base of the launcher is made of wood. The idea was found on Pinterest.

Carroll Miller brought a set of woodworking magazines and some books and offered them for the taking.

Mike Gaule reported that a friend's old compressor blew up and injured him. Mike recommends putting a compressor outside and running the hose inside. It is also important to drain the condensed water vapor from the tank every day.

Henry Simon referred to an article by Bob VanDyke in Fine Woodworking on the process he uses for milling wood. He takes off 1/8" of material and lets the wood rest a week. He repeats this process three times. The boards are stickered during the three weeks. Then he does the final milling and stacks the boards



LENDING LIBRARY

Please contact our librarian by email to request a book or DVD. Jim will bring the book or DVD to you at the next meeting. A complete list of titles is available on the website.

Librarian:
Jim Suarez
svpanoya@gmail.com

Website:
www.StTammanyWoodworkersGuild.com

directly and adds weight. Henry noted that the north does not have the humidity problems we have. Cabinet makers follow the maxim of whatever you do to the front of the door, you do to the back.

Mike Gaule said he lets boards sit a week in his shop and then he takes them down to 7/8". They sit another week and he takes them down to the final thickness of 3/4".

Henry Simon said that he has some old cypress from prior to the Civil War. He planes it and it remains stable. New wood behaves very differently.

Joe Perret said that at the Abbey they find that 30 to 40% of the new cypress develops twisting.

If working with old wood, a metal detector, such as one by Wizard, is recommended.

The Madisonville Wooden Boat Festival is Oct 12-13, 2019. Joe Perret has made a new small boat model for babies.

The Abbey has plywood scraps to give away. More will be available in two weeks.

The Mid West Tool Collectors Association is a fifty-year old organization with 4000 members and focuses on hand tools, old and new. They will have a meeting in September in Springfield, MO.

Members brought in favorite jigs and hand tools.

Henry Simon brought "machinist squares" or combination squares by Starret and Lufkin that have a double-sided ruler and a protractor, a center scale by Woodpecker, a small ruler with an edge catch for squaring, a stainless steel ruler, a block plane, a low-angle bench plane. He also showed a jig for use with the drill press, a jig for cutting ellipses, and a jig for sharpening scrapers.

Joe Perret brought in a jig that centers a faceplate on a piece of wood that is to be turned.

Jack Terry brought in several Woodpecker tools - a 12" square, a 12" T-square for drawing lines along a board, a 6" T-square, a double-sided ruler. The drawing instruments require fine lead pencils, but the lead easily breaks. Mike Gaule said he uses micro markers in the drawing instruments. The micro markers can be obtained from dickblick.com/products/sakura-pigma-micron-pen/.

Brian Harrell showed a bandsaw sled for repeatable boat parts, a sled to cut dowels on the band saw, and magnetic corners that attach to a tape measure to check corners for square. The magnetic corners can be obtained from Rockler at rockler.com/square-check-for-tape-measures.

Pat Robbert brought a very small Woodpecker square that is useful when sharpening chisels and a hand miter saw.

-Pat Robbert



NEXT MEETING

MISSION

The Guild is an organization founded in 1991 by local woodworkers for the purpose of education and inspiration in the art of woodcraft. The Guild is open to anyone who has an interest in woodworking at any skill level. Most members live in St. Tammany Parish but some come from Washington Parish and Orleans Parish. Meetings are on the fourth Tuesday of each month at 7:00 PM except July when there is no meeting and December when the Banquet replaces the meeting.

No matter what your level of experience is in the field of woodworking or where your interests lie, e.g., woodturning, flatwork, or carving, the Guild is there for your enjoyment and fellowship. Regardless of how many tools you own, whether you have a shop or not, come and see what the Guild is all about.

NEXT MEETING

Tuesday
August 27, 2019
7:00 PM


Brian Harrell's Workshop
47087 Rivergate Dr
Robert, LA 70455

Directions from Covington and Slidell:
Take I-12 west to LA-445.
Take LA-445 north to Wittie Lane.
Take Wittie Lane east to Rivergate Dr.
Take Rivergate Dr north to destination.

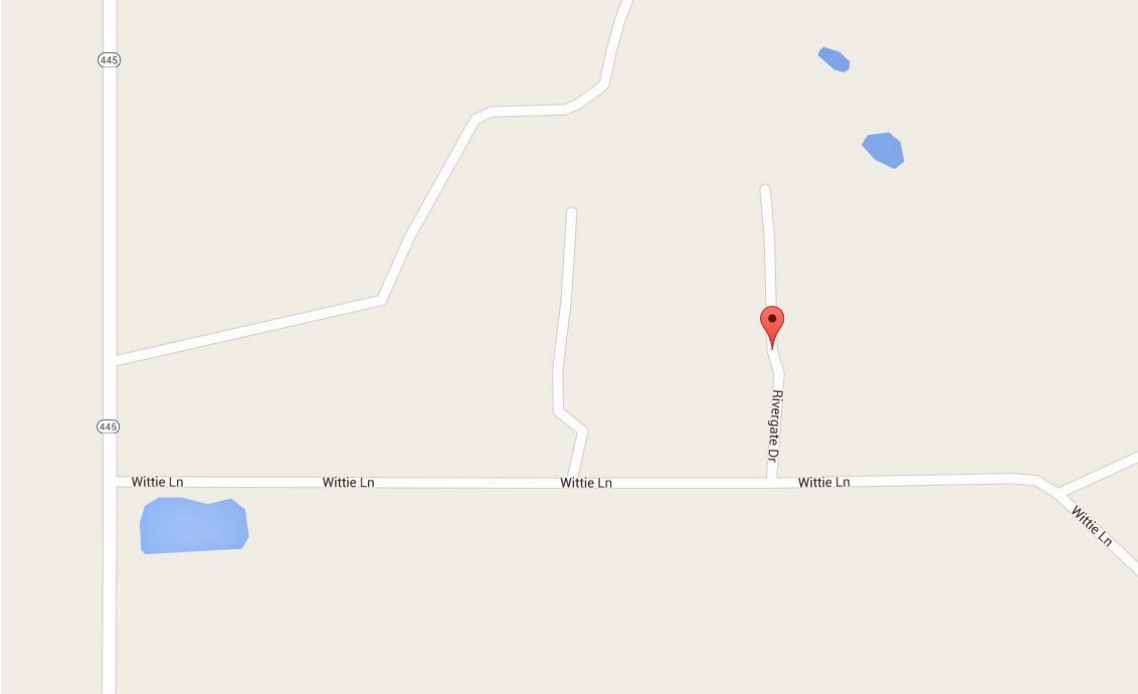
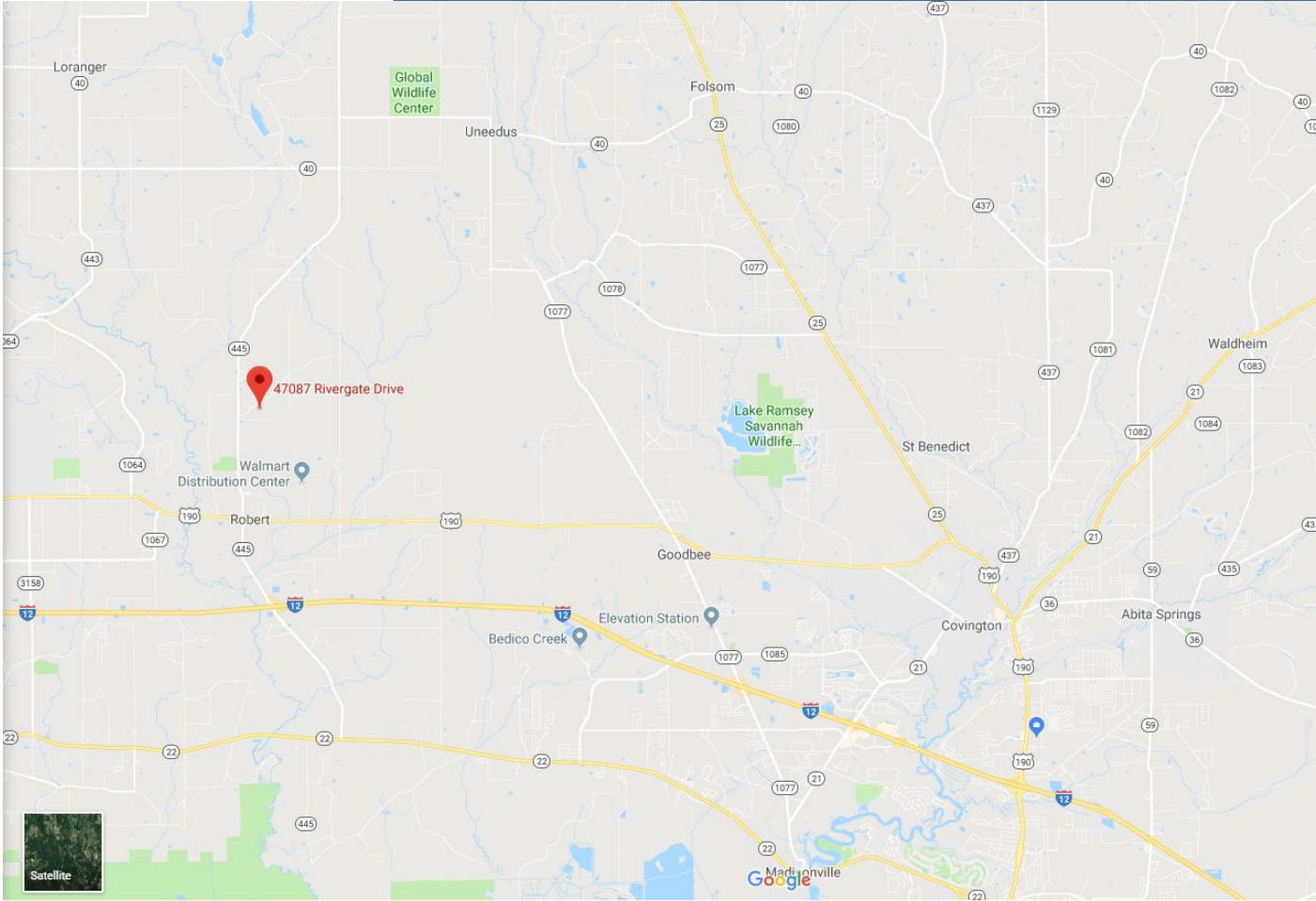
Directions from Folsom:
Take LA-40 west to LA-445.
Take LA-445 south to Wittie Lane.
Take Wittie Lane east to Rivergate Dr.
Take Rivergate Dr north to destination.

Bring a folding chair.

Agenda: Brian will give a demonstration.



MAP TO BRIAN HARRELL'S WORKSHOP






SHOW AND TELL




Michael Sibley built an altar. Brian Harrell prepares to launch a rocket. Joe Perret designed a small boat for the babies and he shows jig that centers a faceplate on a piece of wood that is to be turned.





Henry Simon shows his drill press jig, his ellipse jig, and his scraper sharpening jig. Jack Terry shows a Woodpecker square and a T-square.





Brian Harrell shows the magnetic corners, his dowel-cutting jig, and his bandsaw sled. Pat Robbert shows her hand miter saw.



www.StTammanyWoodworkersGuild.com