



# Tooth & Nail



Newsletter of the St Tammany Woodworkers Guild

May 2019



## OFFICERS

President:  
Bob Busfield  
rabusfield@hotmail.com

Vice President:  
Brian Harrell  
bharr151@bellsouth.net

Secretary:  
Patricia Robbert  
pat\_robber@yaho.com

Treasurer:  
Wayne Thompson  
bjwthompson@bellsouth.net

## APPOINTMENTS

Wooden Boat Show  
Coordinator:  
Henry Simon  
topsw@bellsouth.net

Librarian:  
Jim Suarez  
svpanoya@gmail.com

Website Manager:  
Tom Gustafson  
tom@gustafson.us

The April meeting was called to order at 7 pm on April 23, 2019 by Bob Busfield at the St. Joseph Abbey woodshop.

Michael Gaule showed us some cypress boards he selected from AAA Cypress in Mandeville (985-778-3375). Bob Simon also purchased some cypress there.

Carroll Miller said that there were a few more boxes of boat blanks that need to be taken and cut into boat hulls.

The next meeting will be May 28, 2019.

Bob Busfield said that someone who doesn't have a shop has approached him about wanting to hire a woodworker to do some work for him that will be put up for sale. If anyone is interested in doing this, let Bob know.


Henry Simon presented two questions for discussion concerning the boat show. A PT boat will be docked down by the cottage and museum. The first question was whether we would like to move our location down by the museum. It was noted that our current location works well. In the past we did try a different

location and it was not successful. Members did not think that moving to the museum area would be good idea. The vote was a unanimous no. The second question was whether we would like to take on the project of changing all of the deck boards where the PT boat will dock. It is a 120 foot by 22 foot deck. The vote was to pass on this project.

Bob called for woodworking questions or concerns. Jack Terry reminded woodworkers to be careful ripping short pieces of lumber on the table saw. He used a heavy, thick kerf blade, with a contractor saw, and the cutoff kicked back. On another topic, Gorilla glue can be used when water-proof glue is needed. Titebond III is water resistant rather than water proof. Gorilla glue can be used for outdoor furniture, on oily woods, and in underwater locations.

Following Show and Tell, we watched a video, "50 Top Tips from WoodSmith."

-Pat Robbert



## NEXT MEETING

Tuesday  
May 28, 2019  
7:00 PM

St. Joseph Abbey Woodshop  
75476 River Rd  
Covington, LA 70457

Directions from Folsom (at LA-40):

Take LA-25 south for 8.4 mi to River Rd. (There will be a green sign saying "St. Joseph Seminary" just before River Rd.)

Turn left onto River Rd and go east for 0.7 mi.

The entrance to the Abbey is on the left.

Take the single-lane bridge into the Abbey, turn right, go past the church, and turn left.

Proceed to the woodshop, which is in the second block on the left.

Directions from Covington and Slidell:

From I-12, take exit 63B US-190 W (Covington, Mandeville).

Travel north past Home Depot, Wal-Mart, and Lowes.

Stay on US-190 W as it turns into a two-lane road going over the Bogue Falaya River.

At the second traffic light, turn right onto LA-437 N (Lee Rd).


Go 0.8 miles and when you see a green sign on the right-hand side of the road saying "St. Joseph Seminary", immediately get into the middle turn lane and turn left onto River Rd.

Go 2.6 miles on River Rd to the entrance to the Abbey, on the right.

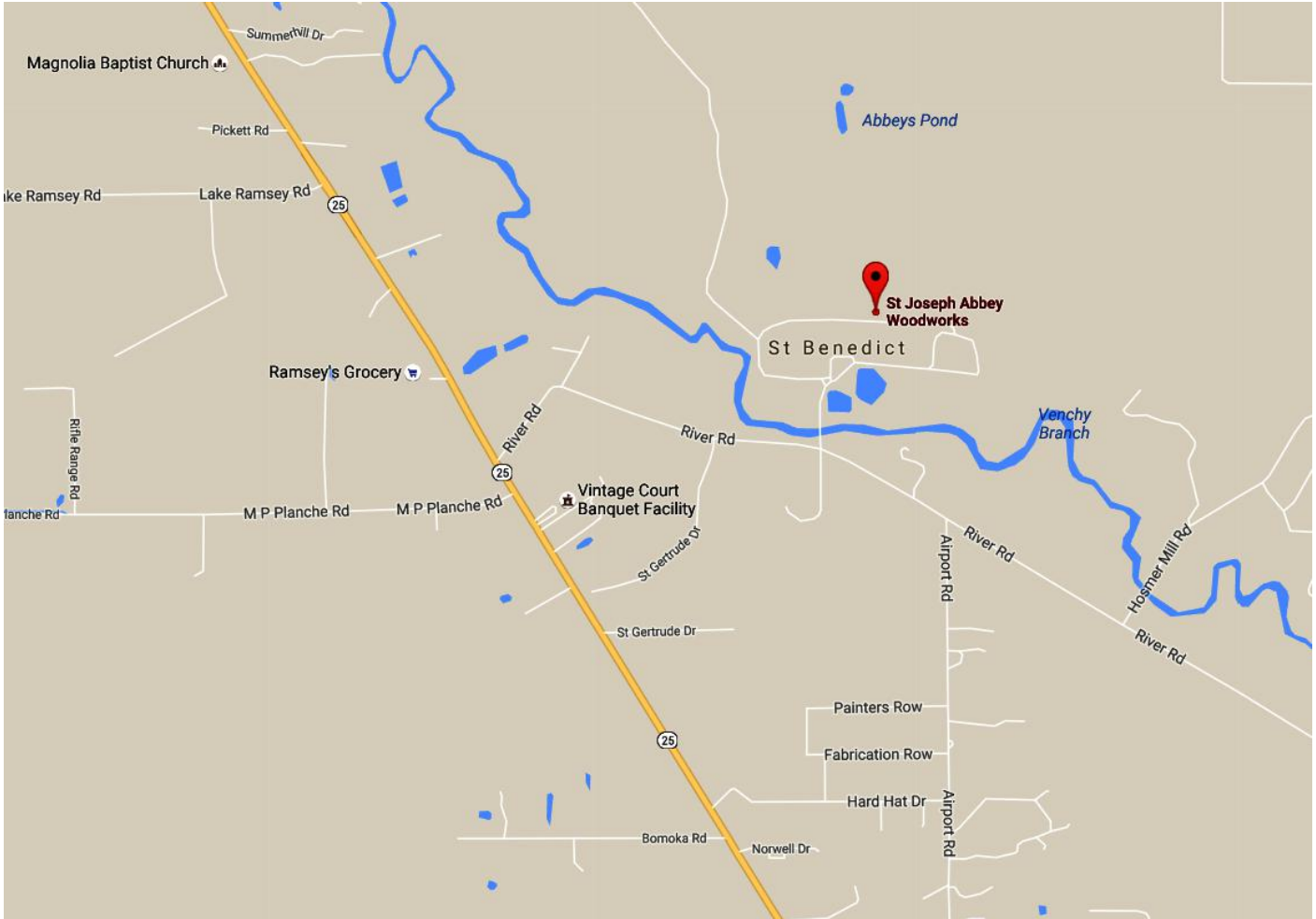
Take the single-lane bridge into the Abbey, turn right, go past the church, and turn left.

Proceed to the woodshop, which is in the second block on the left.

Bring a folding chair.



# MAP TO THE ST. JOSEPH ABBEY WOODSHOP



[www.StTammanyWoodworkersGuild.com](http://www.StTammanyWoodworkersGuild.com)




## LENDING LIBRARY

Please contact our librarian by email to request a book or DVD. Jim will bring the book or DVD to you at the next meeting. A complete list of titles is available on the website.

Librarian:  
Jim Suarez  
svpanoya@gmail.com


Website:  
[www.StTammanyWoodworkersGuild.com](http://www.StTammanyWoodworkersGuild.com)






# SHOW AND TELL

Jack Terry brought a book on turn-of-the-century architectural woodwork, full of historical examples (and prices): "Roberts' Illustrated Millwork Catalogue," by E.L. Roberts & Co., 1903. It is available through Dover Books.



Rene Maggio shows us his completed "free library" filled with books and awaiting patrons. He said it did well in the recent rains.





## MISSION

The Guild is an organization founded in 1991 by local woodworkers for the purpose of education and inspiration in the art of woodcraft. The Guild is open to anyone who has an interest in woodworking at any skill level. Most members live in St. Tammany Parish but some come from Washington Parish and Orleans Parish. Meetings are on the fourth Tuesday of each month at 7:00 PM except July when there is no meeting and December when the Banquet replaces the meeting.


No matter what your level of experience is in the field of woodworking or where your interests lie, e.g., woodturning, flatwork, or carving, the Guild is there for your enjoyment and fellowship. Regardless of how many tools you own, whether you have a shop or not, come and see what the Guild is all about.




Bob Busfield describes how he dealt with the misalignment of the blade with the miter slot on his 50-year old Craftsman table saw. There are four bolts on the table and the usual procedure of loosening three, adjusting the motor, and retightening the bolts did not work. He suspected that the bar for the splitter was hitting the housing, so he cut it off. He took everything apart, put it back together, and was finally able to align the blade to within 0.003 inch.




Bob Simon said his daughter showed him a picture of a bed and asked if he could make one for her. He said he would try. He sketched plans, bought 1x3 poplar from Home Depot, and 12" wide poplar for the side boards from Acadian Lumber. The poplar has natural color variations which made an interesting chevron pattern. He glued these boards onto a piece of plywood for the headboard, and added a frame with a routed slot. The joints have half-inch dowels. The bed hardware was purchased. A light colored stain and polyurethane finished the project.




The stages of Bob Simon's bed project.






Apparently Bob Simon's daughter liked the bed so much, that she brought him a picture of a dining room table. He made this from sinker cypress from AAA Cypress in Mandeville. He used 4x4 lumber for the legs. The table is 98 inches long and has two 12-inch leaves in the middle. The joints are doweled. The expansion device is purchased.








Mel Borne shared some photos of his crab hamper. He showed us one of the component squares last month. He assembled the hamper with Gorilla glue and SS staples and screws, since it will be underwater. He built the hamper with cypress scraps from the Abbey. As crabs are caught, they are placed in the hamper, where they are fed until needed. Another box, a buster box, can be used to protect crabs that are ready to shed so that the other crabs won't eat them.





Tooth & Nail



May 2019