


Tooth & Nail

Newsletter of the St Tammany Woodworkers Guild

November 2019



OFFICERS

President:
Bob Busfield
rabusfield@hotmail.com

Vice President:
Brian Harrell
bharr151@bellsouth.net

Secretary:
Patricia Robbert
pat_robber@yahoo.com

Treasurer:
Wayne Thompson
bjwthompson@bellsouth.net

APPOINTMENTS

Wooden Boat Show
Coordinator:
Henry Simon
topsw@bellsouth.net

Librarian:
Jim Suarez
svpanoya@gmail.com

Website Manager:
Tom Gustafson
tom@gustafson.us

The October meeting was called to order at 7 pm on October 22, 2019 by Bob Busfield at the St. Joseph Abbey woodshop. Welcome to guests Harry Mayeux, Jr., Ladson Poole, Brian Peterson, Josh Arce, Clint Jacob, Jesse Varichak.


The annual banquet will be held on Thursday, December 12, 2019 at The Vintage Court. Pat will send out invitations to all members. The tickets are \$10 per person, \$20 per couple. There will be no business meeting in December.

The November meeting will be held on the third Tuesday of the month, Nov. 19. We will hold elections for officers. Brian Harrell is stepping down from the vice-president position, so we definitely need someone new there. Bob plans to step down from president in 2020 after serving for 10 years. Please think about how you would like to see the club function. Bob has conducted meetings that include woodworking questions, show 'n tell, and a demo. He has fallen back on video demos when there wasn't a volunteer for one.

Thanks to all who worked on the boat festival. Wayne Thompson reported that the children made 1089 boats at the festival and we gave 374 pre-made boats to toddlers, for a total of 1463 boats.

In the future we would like individual woodworkers to store the hulls they cut because there is no room in the trailer. If this is a problem for anyone, we will help out. We still have a large inventory of parts. Brian Harrell has done an inventory of parts and will let everyone know what is needed for next year. There are some hulls that we can sand and clean up for next year. Jack Terry expressed concern about boats with as many as four of the very intricate parts and more than two cabins. Ed Beshoner said he likes for the children to be creative, but still thinks we can set some limits. For a number of years we have limited the number of sails to two. Someone reported that his thirty-year old daughter still has the boat she built.

Bob called for woodworking questions. One question involved the renovation of a library card catalogue that sat in a garage and has been attacked by roaches.



Enzymatic cleaners were suggested to deal with the roach and rat stains and smells. Shellac was recommended as a good sealer that is also easy to use.

Another question involved a slightly loose fit of the panel in a stile and rail door frame because the dado is slightly deeper than the quarter inch plywood panel. Suggestions were to use a pin nailer to fill in the slack, to use rubber space balls from Rockler in the dado, to use a little hot glue to take up space in the dado, to pin from the back at an angle through the plywood, and to try screen spline. Following the meeting, Tom Gustafson shared that he had solved a similar problem using peel and stick maple veneer on the plywood panel. Since the wood grain on the veneer was better than on the maple plywood, he let the veneer face out. The peel and stick veneer sticks better to a finished surface than to raw wood, so he sealed the plywood with water based poly, then sanded with 220 grit paper to knock down the raised grain, and then installed the veneer. Tom used 0.025" thick veneer, but various thicknesses are available. The URL he used to buy the veneer is:

https://smile.amazon.com/s?k=Maple+wood+veneer+24%22x+48%22+with+peel+and+stick+PSA+adhesive+1%2F40%22+thickness+A&i=tools&ref=nb_sb_noss

Ladson Poole is looking for a #7 jointer plane to restore.


Following Show and Tell, we watched a Woodsmith video on shop tips for using a router table to accomplish a variety of tasks.

-Pat Robbert



Bob Busfield, president, above left. Wayne Thompson, treasurer, to the right.

www.StTammanyWoodworkersGuild.com



NEXT MEETING

Tuesday
November 19, 2019
7:00 PM

St. Joseph Abbey Woodshop
75476 River Rd
Covington, LA 70457

Directions from Folsom (at LA-40):
Take LA-25 south for 8.4 mi to River Rd. (There will be a green sign saying "St. Joseph Seminary" just before River Rd.)
Turn left onto River Rd and go east for 0.7 mi.
The entrance to the Abbey is on the left.
Take the single-lane bridge into the Abbey, turn right, go past the church, and turn left.
Proceed to the woodshop, which is in the second block on the left.

Directions from Covington and Slidell:
From I-12, take exit 63B US-190 W (Covington, Mandeville).
Travel north past Home Depot, Wal-Mart, and Lowes.
Stay on US-190 W as it turns into a two-lane road going over the Bogue Falaya River.
At the second traffic light, turn right onto LA-437 N (Lee Rd).
Go 0.8 miles and when you see a green sign on the right-hand side of the road saying "St. Joseph Seminary", immediately get into the middle turn lane and turn left onto River Rd.
Go 2.6 miles on River Rd to the entrance to the Abbey, on the right.
Take the single-lane bridge into the Abbey, turn right, go past the church, and turn left.
Proceed to the woodshop, which is in the second block on the left.

Agenda: Election of officers and Bob Busfield will give a demo on drill bits.


Bring a folding chair.

LENDING LIBRARY

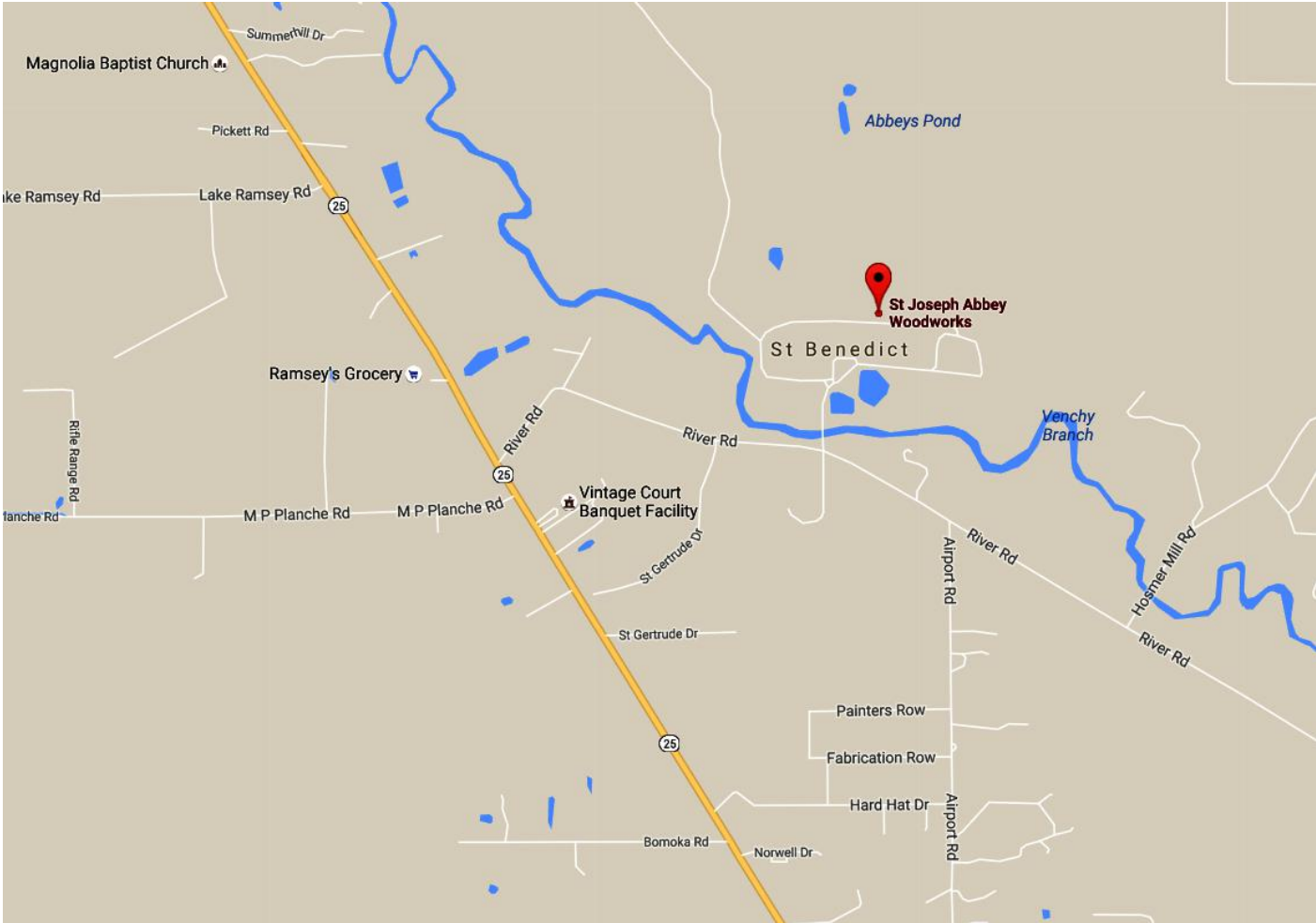
Please contact our librarian by email to request a book or DVD. Jim will bring the book or DVD to you at the next meeting. A complete list of titles is available on the website.


Librarian:
Jim Suarez
svpanoya@gmail.com

Website:
www.StTammanyWoodworkersGuild.com



MAP TO THE ST. JOSEPH ABBEY WOODSHOP






SHOW AND TELL

Bill Pecoul followed up on Frenchie Cheramie's discussion last week on using soft wood for a bowl and taking measures to prevent blowout. He tested epoxy and epoxy diluted with denatured alcohol on balsa wood. He gets epoxy from Hobby Lobby or Michaels. Epoxy with a 30 minute open time is stronger than epoxy with a 5 minute open time. He also tested wood flour (sanding dust) mixed 1:1 with epoxy, plain epoxy, and fused silica.






MISSION

The Guild is an organization founded in 1991 by local woodworkers for the purpose of education and inspiration in the art of woodcraft. The Guild is open to anyone who has an interest in woodworking at any skill level. Most members live in St. Tammany Parish but some come from Washington Parish and Orleans Parish. Meetings are on the fourth Tuesday of each month at 7:00 PM except July when there is no meeting and December when the Banquet replaces the meeting.

No matter what your level of experience is in the field of woodworking or where your interests lie, e.g., woodturning, flatwork, or carving, the Guild is there for your enjoyment and fellowship. Regardless of how many tools you own, whether you have a shop or not, come and see what the Guild is all about.

Brian Harrell shows a new type of Shaker box that he is making with a rim instead of a lid. The rim has peened copper nails. The fingers have clinched brass nails. He makes them out of maple and cherry. If anyone is interested in learning how to make one, please contact Brian.





Tom Gustafson shows some of his latest work: a holder for use at the grill, a bowl, a tissue box, and a nativity scene. In addition to the CNC class he took at Delgado Community College, he has also taken a class in laser burning.

