


# Tooth & Nail

Newsletter of the St Tammany Woodworkers Guild

February 2020



## OFFICERS

President:  
Bob Busfield  
rabusfield@hotmail.com

Vice President:  
Brian Harrell  
bharr151@bellsouth.net

Secretary:  
Patricia Robbert  
pat\_robber@yaho.com

Treasurer:  
Wayne Thompson  
bjwthompson@bellsouth.net

## APPOINTMENTS

Wooden Boat Show  
Coordinator:  
Henry Simon  
topsw@bellsouth.net

Librarian:  
Jim Suarez  
svpanoya@gmail.com

Website Manager:  
Tom Gustafson  
tom@gustafson.us

The January meeting was called to order at 7 pm on January 28, 2020 by Brian Harrell at the St. Joseph Abbey woodshop. Welcome to new members Brian Stauss, Craig Bond, Jerry Suitor, Dave Grouchy, Darwin Miller, and Tom Lay, and to guest Ryan Reeves.

The February meeting will be held on the third Tuesday of the month instead of the fourth due to Mardi Gras. The meeting will be at the St. Joseph Abbey woodshop and the demonstration will be on cabinet making using the Kreg pocket hole system.

Wayne Thompson presented the treasurer's report. The beginning balance for 2019 was \$4,137.98.

The ending balance was \$4,351.20. The total income from dues, boat show, and banquet was \$3,052.92. The total expenditures on the boat show, barbeque, and banquet were \$2,839.75.

Members signed a sympathy card to send to John Laurencis' widow, Eileen.

Saturday, February 15, 2020 the guild will host a woodworking workshop at Brian Harrell's shop. The address is 47087 Rivergate Dr, Robert, LA 70455. We will begin at 9:00 am and continue until some time in the afternoon. Coffee will be served, and lunch is available at nearby fast food restaurants. The agenda will





## LENDING LIBRARY

Please contact our librarian by email to request a book or DVD. Jim will bring the book or DVD to you at the next meeting. A complete list of titles is available on the website.

Librarian:  
Jim Suarez  
svpanoya@gmail.com

Website:  
www.StTammanyWoodworkersGuild.com

include various topics that have been requested by members.

The guild's annual barbeque will be on March 28, 2020 at Gerald Gibson's camp in Lacombe.

Members will receive an invitation.

In March (date to be determined) we will meet to cut boat hull blanks from lumber. We will also update the printed plans for making boat parts.

Brian called for woodworking questions. One member asked about sources of lumber other than big box stores. Tom Gustafson will post a list of local and online sources to the guild's webpage. Members are asked to submit sources they use including the types of wood and services available at each one.

Rick and Kathleen Garey shared about a local charity they work with that cares for foster children.

He said that it would mean so much to the children if they were to receive a handmade wooden gift for Christmas. The gifts could be planned for ages 0-3, ages 4-12, and ages 13-18.

Brian Stauss and Henry Simon shared information about tool sales.

For Show and Tell: Brian Stauss showed a baby crib he made; Craig Bond showed scroll saw puzzles and toys that he makes; Tom Gustafson showed a zigzag box made of cherry, walnut, and maple and shared the instructions; Mike Parsons showed his shaker box and basket; and Joe Perret brought in his pizza peel made from maple, walnut, and mahogany. Dale Mahnke showed Christmas trees made out of pine with a natural edge stabilized using thin CA glue; Dale also showed a vase made out of cedar and stabilized in vacuum using cactus juice; Rick Garey showed a table he made using southern live oak with a live edge and metal legs which he welded using MIG welding; Rick dried the oak slab for four and one-half years and planed it with a router and jig; and Jack Terry showed a favorite staple puller that we have talked about previously.

Following Show and Tell, Sonny Gonzales presented a demonstration on the use of and sharpening of hand planes and chisels.

-Pat Robbert





## MISSION

The Guild is an organization founded in 1991 by local woodworkers for the purpose of education and inspiration in the art of woodcraft. The Guild is open to anyone who has an interest in woodworking at any skill level. Most members live in St. Tammany Parish but some come from Washington Parish and Orleans Parish. Meetings are on the fourth Tuesday of each month at 7:00 PM except July when there is no meeting and December when the Banquet replaces the meeting.

No matter what your level of experience is in the field of woodworking or where your interests lie, e.g., woodturning, flatwork, or carving, the Guild is there for your enjoyment and fellowship. Regardless of how many tools you own, whether you have a shop or not, come and see what the Guild is all about.

## NEXT MEETING

Tuesday  
February 18, 2020  
7:00 PM

St. Joseph Abbey Woodshop  
75476 River Rd  
Covington, LA 70457

Directions from Folsom (at LA-40):

Take LA-25 south for 8.4 mi to River Rd. (There will be a green sign saying "St. Joseph Seminary" just before River Rd.)

Turn left onto River Rd and go east for 0.7 mi.

The entrance to the Abbey is on the left.

Take the single-lane bridge into the Abbey, turn right, go past the church, and turn left.

Proceed to the woodshop, which is in the second block on the left.

Directions from Covington and Slidell:

From I-12, take exit 63B US-190 W (Covington, Mandeville).

Travel north past Home Depot, Wal-Mart, and Lowes.

Stay on US-190 W as it turns into a two-lane road going over the Bogue Falaya River.

At the second traffic light, turn right onto LA-437 N (Lee Rd).

Go 0.8 miles and when you see a green sign on the right-hand side of the road saying "St. Joseph Seminary", immediately get into the middle turn lane and turn left onto River Rd.


Go 2.6 miles on River Rd to the entrance to the Abbey, on the right.

Take the single-lane bridge into the Abbey, turn right, go past the church, and turn left.

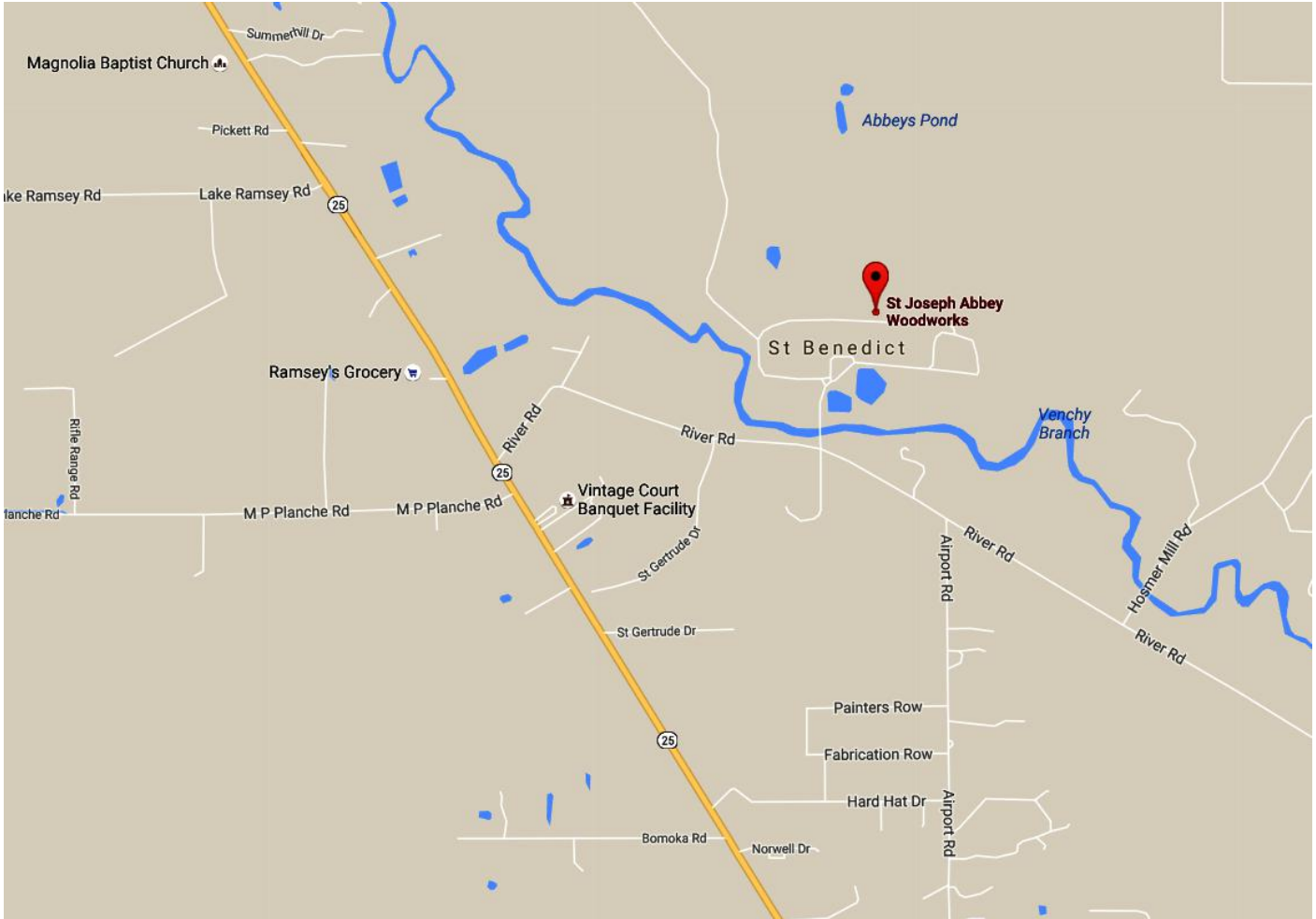
Proceed to the woodshop, which is in the second block on the left.

Agenda: Brian Harrell will give a demonstration on cabinet making using the Kreg pocket hole system.


Bring a folding chair.



# MAP TO THE ST. JOSEPH ABBEY WOODSHOP




[www.StTammanyWoodworkersGuild.com](http://www.StTammanyWoodworkersGuild.com)




# SHOW AND TELL

Brian Stauss shows a baby crib he built.





Joe Perret shows a pizza peel made from maple, walnut, and mahogany.





Craig Bond shows scroll saw puzzles and toys that he makes.





Tom Gustafson shows a zigzag box he make from cherry, walnut, and maple.



Dale Mahnke shows Christmas trees he turned from pine. He stabilized the live edge with thin CA glue. He also shows a cedar vase. Before turning the cedar, he stablized it in vacuum with cactus juice.





Rick Garey (on left) shows a southern live oak table with live edge and metal legs. He welded the legs using MIG welding. The slab dried for four and one-half years and was planed with a router and jig.


Mike Parsons shows his shaker box and basket.



Mike Terry brought in his favorite staple puller.







# DEMONSTRATION

Sonny Gonzales presented a demonstration on the use of and sharpening of hand planes and chisels. He likes diamond plates and the Work Sharp for most sharpening, and hones on a leather strop. Non-binding sandpaper glued to a flat glass plate is also good.

