


# Tooth & Nail



Newsletter of the St Tammany Woodworkers Guild

January 2021

## OFFICERS

President:  
Bob Busfield  
rabusfield@hotmail.com

Vice President:  
open

Secretary:  
Patricia Robbert  
pat\_robber@yadoo.com

Treasurer:  
Wayne Thompson  
bjwthompson@bellsouth.net

## APPOINTMENTS

Wooden Boat Show Coordinator:  
Henry Simon  
topsw@bellsouth.net

Librarian:  
Jim Suarez  
svpanoya@gmail.com

Website Manager:  
Tom Gustafson  
tom@gustafson.us

## NEXT MEETING

Tuesday  
January 26, 2021 at 7:00 PM  
on Zoom

<https://us02web.zoom.us/j/82467464963?pwd=N0FZQVI0Z2FjNkNmHFiQWZnZ2xCdz09>

Meeting ID: 824 6746 4963

Passcode: 134210

Agenda: We will take a video tour of Mel Bourne's shop.

The November meeting was called to order at 7 pm on November 17, 2020 by Bob Busfield over Zoom.

Since there is no Boat Festival this year, the guild has accepted an invitation to make gifts for the foster children in the James Samaritan program. Rick and Kathleen Garey said to give them a call and they will pick up the children's gifts. Bob asked that participants carbon copy him.

Bob called for woodworking questions. Tom Gustafson was asked how he connected the 2 1/2-inch hose from his drill press dust collector to the 4-inch hose. Tom uses a 4" to 2 1/2" blast gate with a wall bracket.

For Show 'n Tell, Jack Terry showed us a cypress bird house he built using his brother-in-law's design. The house has 25

pieces. Joe Perrett showed a small version of a carpenter bee trap. Dale Mahnke said he also uses a carpenter bee trap, and with a little sugar water in it, he has caught quite a few. Brian Harrell said he has used one too, and that he has a neighbor who uses a horse fly trap, although it is not made of wood. Joe also showed us a pagoda-style urn.


Following Show 'n Tell, we watched a video featuring Tom McGlaughlin demonstrating a 3-cut method to square up a table saw sled. The first cut gives a straight edge (#1). Then the piece is rotated so that #1 is on the fence, and the second cut is made (#2). Then the piece is flipped over and oriented such that #2 is on the fence, and the third cut is made (#3). The difference in length between #2 and #3, guides the adjustment of the fence.

Bob urged everyone to stay safe as he closed the guild activities until the new year.

-Pat Robbert



Some of the wooden toys made by members of our guild for children in the James Samaritan program.





Tom Gustafson's dust collection system for the drill press. Semi-rigid loc-link hose connects to his four-inch line at one end and is positioned very close to the drill bit at the other end. Tom uses a 4" to 2 1/2" blast gate with a wall bracket to make the connection between hoses.



Jack Terry made a cypress bird house from his brother-in-law's design. The build takes 25 pieces.






Joe Perrett shows his carpenter bee traps.

### LENDING LIBRARY

Please contact our librarian by email to request a book or DVD. A complete list of titles is available on the website.

Librarian:  
Jim Suarez  
svpanoya@gmail.com

Website:  
[www.StTammanyWoodworkersGuild.com](http://www.StTammanyWoodworkersGuild.com)



### MISSION

The Guild is an organization founded in 1991 by local woodworkers for the purpose of education and inspiration in the art of woodcraft. The Guild is open to anyone who has an interest in woodworking at any skill level. Most members live in St. Tammany Parish but some come from Washington, Orleans, and Jefferson Parishes. Meetings are on the fourth Tuesday of each month at 7:00 PM except July when there is no meeting and December when the Banquet replaces the meeting.

No matter what your level of experience is in the field of woodworking or where your interests lie, e.g., woodturning, flatwork, or carving, the Guild is there for your enjoyment and fellowship. Regardless of how many tools you own, whether you have a shop or not, come and see what the Guild is all about.



Joe Perret made urns for himself, his wife, and his sister.

