


Tooth & Nail



Newsletter of the St Tammany Woodworkers Guild

May 2021

OFFICERS

President:
Bob Busfield
rabusfield@hotmail.com

Vice President:
open

Secretary:
Patricia Robbert
pat_robber@yadoo.com

Treasurer:
Wayne Thompson
bjwthompson@bellsouth.net

APPOINTMENTS

Wooden Boat Show Coordinator:
Henry Simon
topsw@bellsouth.net

Librarian:
Jim Suarez
svpanoya@gmail.com

Website Manager:
Tom Gustafson
tom@gustafson.us

NEXT MEETING

Tuesday
May 25, 2021 at 7:00 PM
on Zoom

Join Zoom Meeting:
<https://us02web.zoom.us/j/87202391608?pwd=QnU0SnhQck1OTXZrOEFQXl0SXdhZz09>

Meeting ID: 872 0239 1608
Passcode: 990296

Agenda: Virtual tour of Jack Terry's workshop

Bob Busfield called the meeting to order over Zoom on April 27, 2021. We talked about the boat parts needed for this year's festival and Bob subsequently sent out the following information: We need 500 rudders, 250 4" sailboat cabins, 200 curved back sailboat cabins, and 1000 pirate ship cannons. A photo and a sketch with dimensions of the two types of sailboat cabins are shown. If you make them slightly differently, that is fine. These combined with all the parts left over from years past should suffice for what we anticipate for this year. Bob asks that if you can make some of the above parts, please let him know first which one(s) and what quantity so that we can coordinate and avoid over producing. Just send him an e-mail (rabusfield@hotmail.com) or call/text him at (985) 789-9571. The festival will probably be held the last weekend of September (25th and 26th). This is still about

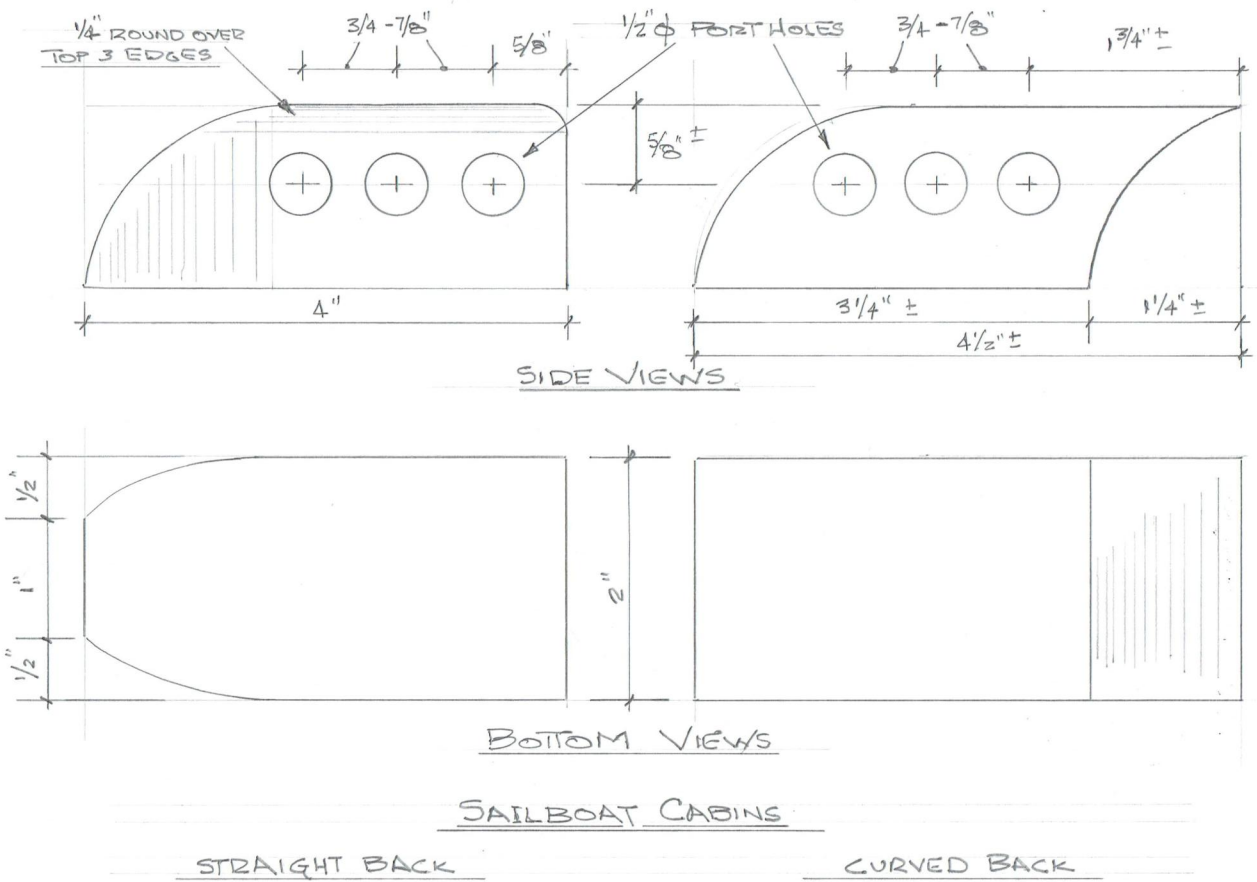
five months out, and a few months before, we should have a better idea of what the situation is with COVID and its variants. We might lay things out differently this year. We'll see.

Concerning the boat hulls, he said that all of the boat blanks that Wayne Thompson cut have been distributed to volunteers who will cut the hulls. We will have 1150 full-sized hulls in addition to small pontoon hulls. Our best year we made a total of 1400 boats.

A question was asked about needing help sewing the sails. Henry Simon will check with Joe Perret about this.



The 4" sailboat cabin and the curved back sailboat cabin (above), and side and bottom views (below) with dimensions.




Bob called for woodworking questions. Walter Babst asked about repairing mahogany veneer on a piece of antique furniture.

For Show 'n Tell, Brian Stauss made a cherry rack to hold the torches that his church uses in Saturday mass.

Pat Robbert shows a pine-veneer, stave-core barn door that she found at Home Depot. She finished it with gel stain and tung oil and hung it using T-nuts in the back of a ledger board.

Jonathan Crowder made an air filter for his shop by building a box that houses two fans and three 20x20x1 inch filters.

For the demonstration, Tom Gustafson showed us how he builds an Endless Grain Box. Tom started with a pine 4x4 from Home Depot that had a pronounced straight grain. He used a resaw blade




Walter Babst wants to repair this area of mahogany veneer.



Brian Stauss made this rack out of cherry wood to hold the church's torches in a vertical position.

Pat Robbert finished and hung this barn door. She used gel stain and tung oil to finish it. The iron bar is mounted to the ledger board with T-nuts and bolts.





Jonathan Crowder built an air filter for his shop using two fans, a box, and three 20x20x1 inch filters.


Tom Gustafson gave us a demonstration on how he makes this Endless Grain Box.

from Highland Woodworking to cut the sides and ends (7/16" thick) and covers and bottoms (3/8" thick), keeping the cuts in a prescribed order. Tom pointed out that by placing the center of the gullet of the blade on the center of the wheel of the band saw, blade drift can be eliminated.

He cut dadoes for the bottom and the cover. Side joints are miter cuts, glued with tape and clamps. He uses a ball pein hammer to break the corners. He cuts off the top with a table saw. The fourth cut is made with a stabilizing shim in place.


The hinge Tom uses is a quadrant hinge (9/32" wide leg) from Rockler. He prepares the mortise with a hand-held router, the Jig-It Hinge Mortising Kit from Rockler, and the appropriate template. Tom said he would be pleased to loan the mortising kit to other members who would like to try this style hinge.

-Pat Robbert





Tom uses quadrant hinges (9/32" wide leg). They are installed using the Jig-It Hinge Mortising Kit from Rockler, along with the appropriate template for the hinge. Tom said he would be pleased to loan the mortising kit to other members who want to try this style hinge.




MISSION

The Guild is an organization founded in 1991 by local woodworkers for the purpose of education and inspiration in the art of woodcraft. The Guild is open to anyone who has an interest in woodworking at any skill level. Most members live in St. Tammany Parish but some come from Washington, Orleans, and Jefferson Parishes. Meetings are on the fourth Tuesday of each month at 7:00 PM except July when there is no meeting and December when the Banquet replaces the meeting.

No matter what your level of experience is in the field of woodworking or where your interests lie, e.g., woodturning, flatwork, or carving, the Guild is there for your enjoyment and fellowship. Regardless of how many tools you own, whether you have a shop or not, come and see what the Guild is all about.





LENDING LIBRARY

Please contact our librarian by email to request a book or DVD. A complete list of titles is available on the website.

Librarian:
Jim Suarez
svpanoya@gmail.com

Website:
www.StTammanyWoodworkersGuild.com