


# Tooth & Nail



Newsletter of the St Tammany Woodworkers Guild

October 2021

## OFFICERS

President:  
Bob Busfield  
rabusfield@hotmail.com

Vice President:  
open

Secretary:  
Patricia Robbert  
pat\_robbert@yahoo.com

Treasurer:  
Wayne Thompson  
bjwthompson@bellsouth.net

## APPOINTMENTS

Wooden Boat Show Coordinator:  
Henry Simon  
topsw@bellsouth.net

Librarian:  
Jim Suarez  
svpanoya@gmail.com

Website Manager:  
Tom Gustafson  
tom@gustafson.us

## NEXT MEETING

Tuesday  
Oct. 26, 2021  
7:00 pm  
at the St. Joseph Abbey Woodshop

Agenda: Questions, Show 'n Tell

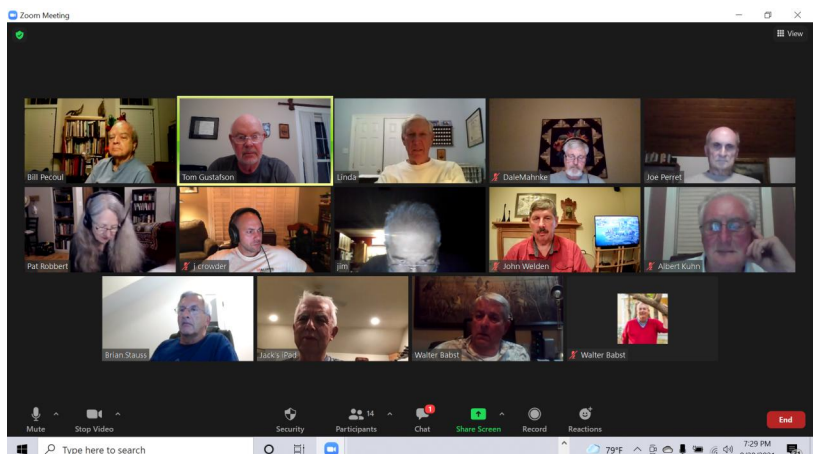
Bring a folding chair.

Bob Busfield called the September 28 meeting to order over Zoom. He asked if we were ready to have an in-person meeting next month at the Abbey. Many were in favor of doing so, so that will be the plan.

In response to Bob's email about storage of boat parts, Monty Hall said he could store what we have.

Henry Simon has not yet spoken with the museum.

The banquet is scheduled for Thursday, Dec. 9, 2021. We have made a deposit and will probably go ahead and have the banquet.




The Wooden Boat Festival is on hold until next year. We have all of the parts we need, but can review this next year.

There were no woodworking questions.

For Show 'n Tell, Tom Gustafson showed the three baby cradles he has built for his granddaughter's triplets. He finished them six weeks ago and sprayed (HVLV) on a water-based polyurethane to reduce the VOCs. He has templates for the curved parts, cuts them at the bandsaw, and then finishes them at the router table. He does the mortise and tenon work while the parts are still square. The tenons are cut at the table saw. The cradles are designed to be broken down by removing tapered pins and using spreaders. The spindles are purchased. Tom used his laser engraver to sign the cradles. He inserts a dated penney in each.












Tom also showed a sign he made for his son using his laser engraver. The engraver handles a 16 x 13 inch platform, but can be keyed to accurately engrave additional adjoining areas. In this case he burned twelve separate panels; each burn took 60 to 80 minutes. He opened the doors and windows of the shop to remove the smell of burning wood. The set-up does not require clamping. The specific equipment he is using is a Foxalien Laser, LE-4040 PRO Desktop Engraver 20W Fixed-Focus Class 4, 40 x 40 cm CNC Engraving Machine, available through Amazon for \$359. He added an air nozzle to make the burn crisper. The program that controls it is Light Burn, which is free software and does an excellent job.

Concerning the use of wood blown down by Hurricane Ida, Joe Perret said that the hurricane winds have introduced stresses into the wood and it is not suitable for turning.

For the demonstration, we watched a video on sharpening chisels by Katz Moses Woodworking.

-Pat Robbert





### LENDING LIBRARY

Please contact our librarian by email to request a book or DVD. A complete list of titles is available on the website.

Librarian:

Jim Suarez

[svpanoya@gmail.com](mailto:svpanoya@gmail.com)

Website:

[www.StTammanyWoodworkersGuild.com](http://www.StTammanyWoodworkersGuild.com)

### MISSION

The Guild is an organization founded in 1991 by local woodworkers for the purpose of education and inspiration in the art of woodcraft. The Guild is open to anyone who has an interest in woodworking at any skill level. Most members live in St. Tammany Parish but some come from Washington, Orleans, and Jefferson Parishes. Meetings are on the fourth Tuesday of each month at 7:00 PM except July when there is no meeting and December when the Banquet replaces the meeting.

No matter what your level of experience is in the field of woodworking or where your interests lie, e.g., woodturning, flatwork, or carving, the Guild is there for your enjoyment and fellowship. Regardless of how many tools you own, whether you have a shop or not, come and see what the Guild is all about.