


Tooth & Nail



Newsletter of the St Tammany Woodworkers Guild

September 2021

OFFICERS

President:
Bob Busfield
rabusfield@hotmail.com

Vice President:
open

Secretary:
Patricia Robbert
pat_robber@yadoo.com

Treasurer:
Wayne Thompson
bjwthompson@bellsouth.net

APPOINTMENTS

Wooden Boat Show Coordinator:
Henry Simon
topsw@bellsouth.net

Librarian:
Jim Suarez
svpanoya@gmail.com

Website Manager:
Tom Gustafson
tom@gustafson.us

NEXT MEETING

Tuesday
Sep 28, 2021
7:00 pm
Using ZOOM

<https://us02web.zoom.us/j/81325590683?pwd=eXVnM1hsNmXQUgDHR0ZtYXdtZU1Ndz09>

Meeting ID: 813 2559 0683

Passcode: 257194

Agenda: Questions, Show 'n Tell.

Bob Busfield called the August 24 meeting to order over Zoom.

He said we don't need to vote about participating in the Wooden Boat Festival this fall as it has been canceled.

We have a problem with the storage of boat parts. Jim Suarez said he has some storage space. Brian Stauss also offered space, but he is an hour away. Bob said he would send out an email to find out who needs to offload and who can store.

Bob raised the question as to whether we want to make a donation to the Wooden Boat Festival. Discussion followed and settled on the plan that Henry Simon would talk to McPherson and see what cause he needs help with.

Bob called for any woodworking problems. One question dealt with the need to dehumidify or air condition the shop

to prevent mold. An extra filter over the air conditioner was suggested. Another question dealt with dust collection with a Powermatic table saw. A third question involved the use of a rotary sander versus a grinder. Another question was about adjusting an HVLP sprayer. There are different needle sizes, there are needle settings, the paint can be thinned, and the settings should be tested on a piece of cardboard or a piece of brown flooring paper. Alternatively, one can buy a spray can of paint.

For Show 'n Tell, Brian Stauss talked about how he made veneer on his 18" Jet band saw. He uses a single point of contact for the wood rather than relying on a long fence and eliminating or compensating for the drift angle. He takes one slice from each side of the jointed and thickness-planed board, and then takes it back through the jointer and the planer. He also uses the Carter bearing system.

Pat Robbert showed her refinished kitchen counter tops, with gaps filled with epoxy wood paste, surfaces sanded down to bare wood, filled with Timber Mate wood filler, stained, and finished with three to five coats of spar varnish. She also did the numbering for a neighbor's mailbox project.

Kathleen Gary showed her restored card catalog from Tulane University. She used an enzyme product (Nature's Miracle) to remove rodent odor and then refinished them. She also built the cabinet it is mounted in.



Brian Stauss showed us how he used a single-point fence on his bandsaw to make the veneer for his curved drawer table. Below are shop-made versions of a single-point fence from Woodsmith and Rockler.



Jack Terry made lawn dice out of a 4x4. Five dice are needed for a game. He cut the timber square, filled the end grain with drywall mud, painted the surfaces and then the pips.

For the demo Bob showed the house he has been working on. It was built in the 1970's. The interior doors - solid and louvered - needed to be properly sanded, stained, and finished. For the finish, he used a water-based polyurethane in an HVLP sprayer.

-Pat Robbert



Pat Robbert shows her refinished kitchen counter top, and above, the numbering she did for a neighbor's mailbox project.


LENDING LIBRARY

Please contact our librarian by email to request a book or DVD. A complete list of titles is available on the website.

Librarian:
Jim Suarez
svpanoya@gmail.com

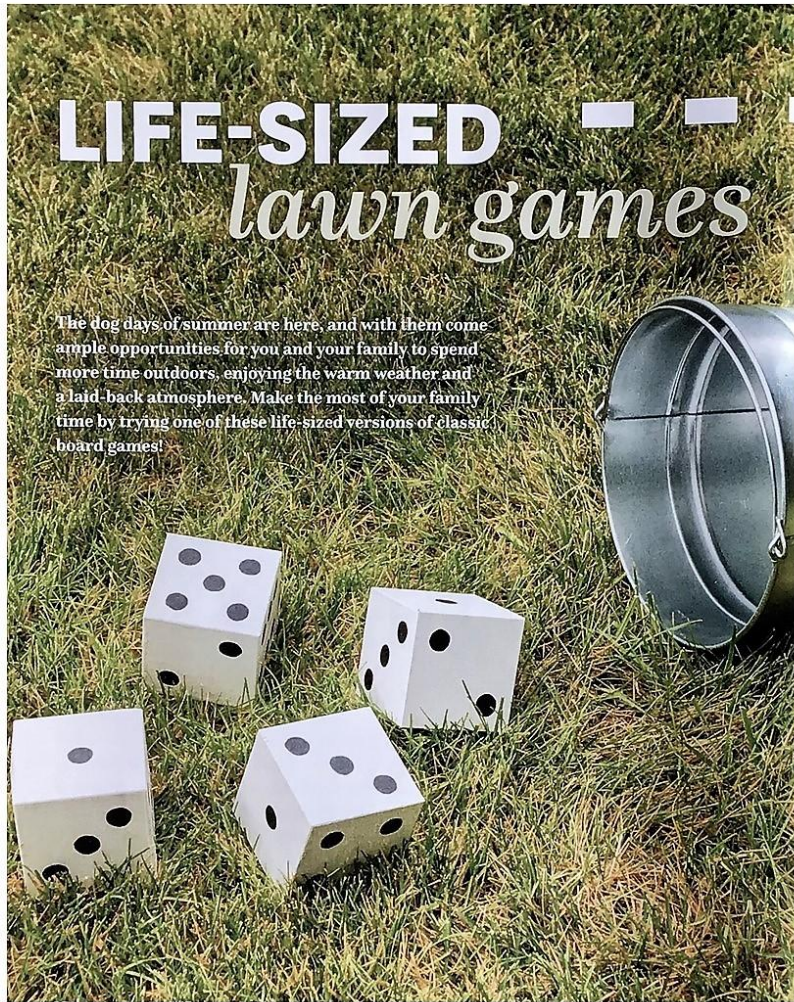
Website:
www.StTammanyWoodworkersGuild.com





Kathleen Garey was able to deodorize a card catalog from Tulane, refinish it, and mount it in a cabinet. The enzyme product she used is shown.





LIFE-SIZED

lawn games

The dog days of summer are here, and with them come ample opportunities for you and your family to spend more time outdoors, enjoying the warm weather and a laid-back atmosphere. Make the most of your family time by trying one of these life-sized versions of classic board games!

◀ **GIANT *dice-shaker game***

Everyone loves games that combine chance and strategy—especially when they involve rolling enormous die. All you need for this game are a few simple materials and you'll be having fun in no time!


materials:

Five 3½-inch x 3½-inch wooden cubes
Black and white indoor/outdoor paint
¾-inch Spouncers (circle foam brushes or dabbers)
Clear spray sealant
Aluminum bucket

directions:

1. Paint your cubes with the white paint. Allow to dry.
2. Using the Spouncers, paint black dots on each side of the cube to make the pips. Make sure your sides are numbered from one through six.
3. Once the paint dries, spray your cubes with the clear spray sealer.
4. Place your cubes in the bucket until you are ready to play, following the standard rules of Yahtzee®.

Jack Terry shows a lawn dice game he made for his children to play.



MISSION

The Guild is an organization founded in 1991 by local woodworkers for the purpose of education and inspiration in the art of woodcraft. The Guild is open to anyone who has an interest in woodworking at any skill level. Most members live in St. Tammany Parish but some come from Washington, Orleans, and Jefferson Parishes. Meetings are on the fourth Tuesday of each month at 7:00 PM except July when there is no meeting and December when the Banquet replaces the meeting.

No matter what your level of experience is in the field of woodworking or where your interests lie, e.g., woodturning, flatwork, or carving, the Guild is there for your enjoyment and fellowship. Regardless of how many tools you own, whether you have a shop or not, come and see what the Guild is all about.

