

# Tooth & Nail

August 2023

## Newsletter of the St. Tammany Woodworkers Guild



### Next Meeting

#### Time and Place

- Saturday, August 5, 2023
- 9:00 am
- **PMC Tool**
- 11420 Hwy 190 W
- Hammond, LA 70401
- (225)567-2000

**Map to PMC  
Tool**

#### Agenda

- Joint meeting with Baton Rouge Woodworkers Club
- Demo on identification of wood species by Dr. Todd Shule
- Show 'n Tell
- Woodworking Questions and Tips and Safety
- Pay dues \$25 for the year

### Minutes

Tom Gustafson called the meeting to order at Warren Dufrene's workshop, on Tuesday, June 27, 2023, at 7:00 pm. He welcomed new member, Mike Smith, and his wife, Kathy.

Tom said we still need boat cabins. He has wood patterns and downloadable patterns are available on the website.

We have no July meeting. The August meeting will be a joint meeting with the Baton Rouge Woodworkers Club on Saturday, Aug. 5, at 9:00 am at PMC Tool in Hammond. There will be a demonstration by Dr. Todd Shupe, president of Wood Science Consulting, LLC, on the

identification of wood species. Please bring your Show 'n Tell items to the meeting. If it is too large to bring, put photos of it on a thumb drive.

Tom is looking for more responses to the survey on ideas for meetings. So far, there is interest in a demonstration on the use of SketchUp. We will do a demo and, if desired, a four-hour class. Tom mentioned that he uses an AddOn called CutList which prepares a cut list from a SketchUp drawing.

The September 26 meeting will be at Brian Harrell's workshop, and he will provide the demo.

We have a new location for the annual banquet for members. It will be at the Fleur de Lis Event Center, 1645 N Causeway Blvd, Mandeville, LA. Time and date are 6 to 9 pm on Thursday, December 7, 2023.

Tom asked if there were any woodworking issues. One concerned keeping a shop air conditioner clean and this was discussed.

Show 'n Tell:

Pat Robbert showed photos of sharpening a small backsaw using a progressive rake as Paul Sellers recommends.

Eric Carter showed an island cabinet he built for a drawer-style microwave oven and the reworking of a stair landing.

Bill Pecoul showed a belaying pin he turned for the Maritime Museum gift shop and invited others to make some, too, from the supplied pattern. The belaying pin is used along the rails, in holes, for tying off lines. They function as moveable cleats. They were used on older sailing boats and in theatres for lighting and scenery ropes.

Clark Gristina showed a reconditioned Festool drywall gun that can be used to install 1.25" to 2" drywall screws and can also be used to assemble studs. It retails at \$358 with no battery but is discounted 25% off as a recon. He also showed us Festool's LED worklight that runs for 6 to 8 hours and can be recharged at a wall outlet or in a truck.

Craig Bond brought a walking cane he made from a kit from TreelineUSA.com. His cane is made from sassafras and the top is attached with a screw and epoxy.

Tom Gustafson showed us how long a cubit is (according to his forearm).

Warren Dufrene sported a smock from Woodturners Wonders. He answered questions about his respirator, model JSP, from Peke Safety. He recommends buying such a face mask before investing in a table saw.


The demonstration was done by Warren Dufrene. He started by passing out a handout that compared Janka Scale values for various

woods with the idea being that when gluing dissimilar woods for a turning blank, woods should be chosen for similar hardness characteristics.


He then demonstrated the Lichtenberg Figure Wood Burner II from Conestoga Works. He showed how you get a much cleaner finish if you run the burned piece under water first and then brush it clean. A foot pedal is essential for working with the burner. An electrolyte solution is made from 1 T baking soda per qt of water. This is brushed onto the wood but kept away from the edges. The wood rests on a nonconductive marble slab with rubber shelf liners.

-Pat Robbert, Secretary STWG

## Show 'n Tell



Pat Robbert files a gentle rake on the first inch of the saw by holding the top face of the file horizontal.



She gradually increases the aggressiveness of the rake over the next few inches by tilting the top of the file towards the toe of the saw. The last half of the saw is filed for a fairly aggressive cut by aligning the side of the file with the 45 degree triangle.



Pat's restored back saw with progressive rake.



Warren Dufrene, Tom Gustafson, Eric Carter, and Rene' Maggio in Warren's shop.






Eric Carter designed and built this island cabinet for a drawer microwave.



Eric's remodeling project includes reworking a stair landing.



Bill Pecoul, who volunteers in the Maritime Museum, turned some of these belying pins for sale in the gift shop. The belying pin is used along the rails, in holes, for tying off lines. They function as moveable cleats. They were used on older sailing boats and in theatres for lighting and scenery ropes.



He invites you to turn some, too.



Clark Gristina enjoys the quality of **Festool** products. This drywall gun is a prime example. It accurately places screws into drywall and can also be used on studs. When available, a reconditioned product is discounted 25%.



Toni Maggio tries out the drywall gun on a stud.





Clark also brought in a well-designed workshop lamp by Festool.



Craig Bond made a walking cane from sassafras and a kit from [TreeLineUSA.com](http://TreeLineUSA.com).



Tom Gustafson, our master of technology, is going back to using cubits to measure his woodworking.



Warren Dufrene models a respirator from **Peke Safety** that he highly recommends.



Meeting in Warren's shop.



Meeting in Warren's shop.

## Demonstration



Warren Dufrene applies electrolyte solution to the wood, staying away from the edges.



Toni Maggio tries her hand at Lichtenberg burning under Warren's watchful eye.

Warren begins the Lichtenberg burning.



Stan Goldberg examines some samples of Lichtenberg figure burning.

**President:** Tom Gustafson  
**Vice-President:** John Fisher  
**Secretary:** Patricia Robbert  
**Treasurer:** Wayne Thompson

**Boat Festival Chair:** Henry Simon  
**Board Member At-Large:** Brian Stauss  
**Board Member At-Large and Web- master:** Rene' Maggio

**Visit our  
Website**

St Tammany Woodworkers Guild | 694 N Beau Chene Dr, Mandeville, LA 70471

[Unsubscribe newsletter@sttammanywoodworkersguild.com](mailto:unsubscribe@sttammanywoodworkersguild.com)

[Update Profile](#) | [Constant Contact Data Notice](#)

Sent by [newsletter@sttammanywoodworkersguild.com](mailto:newsletter@sttammanywoodworkersguild.com) powered by



Try email marketing for free today!