

Tooth & Nail



March 2026 Newsletter of the St. Tammany Woodworkers Guild

Next Meeting

Time and Place

- Tuesday, Mar. 24, 2026
- 7:00 pm meeting
- St. Joseph Abbey
Woodshop
- 75376 River Rd.
- St. Benedict, LA 70457
- Please do not park on the
concrete in front of the shop
unless you have mobility
needs.

Agenda

- Show 'n Tell
- Woodworking Questions,
Tips, and Safety
- Pay dues \$30 per
household
- Demo by Lenny Nederveld
on safety in the shop
- Bring a folding chair

[Map to St. Joseph
Abbey Woodshop](#)

Minutes

- The Tuesday, Feb 24, 2026, meeting was held at the St. Joseph Abbey Woodshop and was conducted by STWG president, Tom Gustafson. Tom welcomed guests and new members.
- The next meeting will be on Mar 24 at 7:00 pm at the St. Joseph Abbey Woodshop. The presentation will be given by Lenny Nederveld on safety in the shop. Lenny has had an extensive career in industrial safety and will provide safety tips that can be used in the shop and throughout our daily activities.

- Wayne gave the treasurer's report. He said we have between \$4600 and \$4700 in the bank. We received an unexpected refund from the banquet at Fleur de Lis because of lower attendance and it will be applied toward next year's deposit.
- Tom noted that we have election of officers and board members at the March meeting and asked for volunteers so that we can prepare a slate of candidates for approval or voting. So far, Craig Bond has volunteered to serve as a board member, Collin Avery has volunteered to serve as vice president, and Wayne Thompson has volunteered to continue as treasurer. We still need candidates for president and secretary and additional board members.
- The annual barbecue will be held Saturday, March 21 at Gerald Gibson's camp. Pat will send out invitations and a survey.
- We have had a library that no one has checked out from in five years. We are dispersing the books and tapes at this meeting. We wish to thank Jim Suarez for serving as the librarian for these years and maintaining the holdings.
- Craig Bond wrote to the owner of the **Grit-Grip** sanding pads and received a supply of samples that will be given out. Warren Dufrene suggested that we ask him to present to us, perhaps at the August meeting at PMC. The sanding pads can be cleared with a soft toothbrush and water or with compressed air.
- Tom asked for woodworking questions, tips, and safety tips. Brian Harrell said that he has purchased prescription safety glasses with closed sides from **Zenni** for \$100.
- Show 'n Tell followed and can be viewed below.
- The presentation was done by members and showed how they used various types of joinery.

-Pat Robbert
STWG Secretary

Show 'n Tell




Dennis Hinds shows a transitional plane (smoother) from his grandfather.



Dennis also shows a tongue and groove plane that belonged to his grandfather and was made by the Ohio Tool Company.



Brian Stauss shows a curved front table which opens up to a full round.



Brian's table is decorated with inlay.



Collin Avery shows a pecky cypress frame.



Collin said he got some pointers on carving from Dennis Hinds and carved this bunny.



Pat Robbert shows a dovetail tote, designed by Mike Pekovich of Fine Woodworking.




Pat's tote is made from cherry and has an oak handle with sapelle wedges.

Demonstration



Tom Gustafson shows a plant stand. He also explained how he made a continuous grain box, shown above the heading.



Tom's plant stand uses a jig to ensure that the holes are centered.




Ron Walker shows the lap joint he uses on this cross.



Ron's mallet, dated 1899, has a sliding dovetail joint in it.



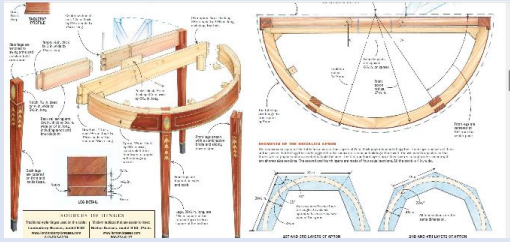
John Fisher shows a box he made using a locking miter joint bit.



John Fisher shows the locking miter joint.



Brian Harrell shows a bench that uses through mortise and tenon joints.



Brian's bench has wedges in the lower mortise and tenon joints.



Brian Stauss explains the types of joints used in his curved front table.

Brian used a saddle joint to join the legs to the table apron.



Joe Perret shows how he joins the pieces of wood which form the lid of the casket.



Aaron Mahnke shows the joinery he chose for a floating top corner table.



Aaron Mahnke's table has butterfly connections, inlay, bevels, and a floating top supported by a center beam.



Here we see the dovetail joint used on the center beam.

President: Tom Gustafson
Vice-President: John Fisher
Secretary: Patricia Robbert
Treasurer: Wayne Thompson

Board Member At-Large: Brian Stauss
Board Member At-Large and Webmaster: Rene' Maggio
Event Coordinator: Henry Simon

[Email Us](#)

[Visit our Website](#)

St Tammany Woodworkers Guild | 694 N Beau Chene Dr | Mandeville, LA 70471 US

[Unsubscribe](#) | [Update Profile](#) | [Constant Contact Data Notice](#)



Try email marketing for free today!